

# TILA 22 suspended


MOVE IT 10  
030-6640434M



Project / Type

Notes

Count / Date



Decorative pendant light inset made of aluminium; surface polished chrome; light inset can be installed and moved without tools by means of clip mount; power supplied via MOVE IT system track profile; hot plug protection; pendant fitting with 1500mm suspension, incl. feed (black), can be individually shortened; passive cooling of the LEDs through improved heat sink geometry; light colour 2700 K; binning initial MacAdam  $\leq 3$  SDCM; CRI  $\geq 90$ ; min. 80% of luminous flux after 50000 operating hours; energy efficient LEDs with high CRI; good glare control through recessed light point level; high quality reflector; precise radiation characteristic with 26° beam; no multiple shadows; optical attachment available as accessory; accessories are listed separately; degree of protection IP20; PC3; 48 V; DALI-2 control; flicker-free visual comfort through analogue current control (minimum value 1%); light source replaceable by an authorized professional;



General

Ceiling | Track Suspended

chrome

IP20

324 lm

optical inset 63 lm/W <sup>1</sup>

LED

2700 K

CRI  $\geq 90$

L80 / 50000 h

initial MacAdam  $\leq 3$  SDCM

R<sub>g</sub>: 99 | R<sub>f</sub>: 91 | R<sub>f(-15)</sub>: 89

MR 0.53 | MDER 0.48

Optical

medium | beam angle 26°

PstLM  $\leq 1.0$  <sup>2</sup> | SVM  $\leq 0.4$  <sup>2</sup>

Electrical

DALI-2 | 1 DALI Addr.

PC3 | 48 V

fixture 5.7 W

optical inset 5.1 W

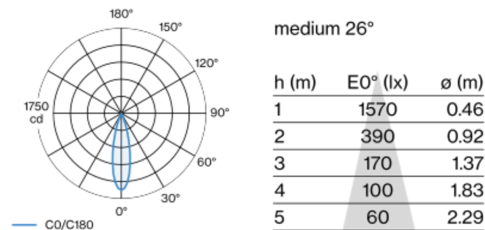
Physical

diameter 22 mm | height 300 mm

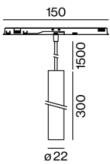
0.28 kg

1500 mm

## Light distribution



## Product drawing



<sup>1</sup> incl. consideration of optical losses  
<sup>2</sup> Value of containing product at full load (undimmed)

## Lighting calculator

