

TILA 22 suspended


MOVE IT 10
030-6640534M



Project / Type

Notes

Count / Date



General

Ceiling , Track Suspended

chrome

IP20

330 lm

optical inset 64 lm/W¹

LED

3000 K

CRI ≥ 90

L80 / 50000 h

initial MacAdam ≤ 3 SDCM

R_g: 100 , R_f: 91 , R_{f(1-15)}: 88

MR 0.59

MDER 0.53

Optical

medium

beam angle 26°

PstLM ≤ 1.0 ²

SVM ≤ 0.4 ²

Electrical

DALI-2

48 V

fixture 5.7 W

optical inset 5.1 W

PC3

1 DALI Addr.

Physical

diameter 22 mm

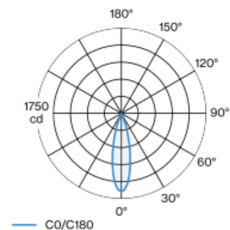
height 300 mm

0.28 kg

1500 mm

¹ incl. consideration of optical losses
² Value of containing product at full load (undimmed)

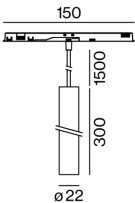
Light distribution



medium 26°

h (m)	E0° (lx)	ø (m)
1	1600	0.46
2	400	0.92
3	180	1.37
4	100	1.83
5	60	2.29

Product drawing



Lighting calculator

