

TARO 45 downlight

MOVE IT 10 round
030-6750634M



Project / Type

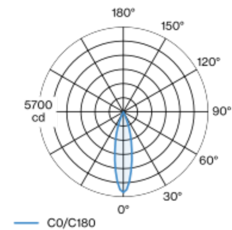
Notes

Count / Date



Cylindrical spotlight in aluminium; surface polished chrome; light inset can be installed and moved without tools by means of clip mount; power supplied via MOVE IT system track profile; hot plug protection; passive cooling of the LEDs through improved heat sink geometry; light colour 4000 K; binning initial MacAdam ≤ 2 SDCM; CRI ≥ 90 ; min. 80% of luminous flux after 50000 operating hours; energy efficient LEDs with high CRI; good glare control through recessed light point level; precise radiation characteristic with 24° beam; no multiple shadows; optical attachment available as accessory; accessories are listed separately; degree of protection IP20; PC3; 48 V; DALI-2 control; flicker-free visual comfort through analogue current control (minimum value 1%); light source replaceable by an authorized professional;

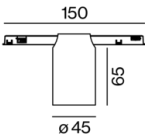
Light distribution



medium 24°

h (m)	E0° (lx)	ø (m)
1	5390	0.43
2	1350	0.86
3	600	1.30
4	340	1.73
5	220	2.16

Product drawing



General

Ceiling / Wall | Track

chrome

IP20

1120 lm

LED

4000 K

CRI ≥ 90

L80 / 50000 h

initial MacAdam ≤ 2 SDCM

R_g: 98 | R_f: 90 | R_[-15]: 88

MR 0.8 | MDER 0.72

Optical

medium | beam angle 24°

PstLM ≤ 1.0 ^{1 2 3 4} | SVM ≤ 0.4 ^{1 2 3 4}

Electrical

DALI-2 | 1 DALI Addr.

PC3 | 48 V

fixture 10.9 W

fixture 103 lm/W⁵

Physical

diameter 45 mm | height 75 mm

0.08 kg

¹ wallwasher lens BO 45 007-1965780

² oval lens BO 45 007-1965880 ³ soft lens BO 45 007-1965980

⁴ Value of containing product at full load (undimmed)

⁵ incl. consideration of optical losses, internal control unit losses & operating device efficiency

Installation instructions



TARO 45 downlight

MOVE IT 10 round
030-6750634M



Project / Type

Notes

Count / Date

Maintenance Factors

Operating Time [h]	10 000	20 000	30 000	40 000	50 000
LLMF	0.957	0.921	0.886	0.852	0.82
LSF	1	1	1	1	1

MF

MF

LMF^a

LMF × RSMF × LLMF × LSF

Maintenance Factor

Luminaire Maintenance Factor

RSMF^a

LLMF

LSF

Room Surface Maintenance Factor

Lamp Lumens Maintenance Factor

Lamp Survival Factor

^a According to "CIE 97, Maintenance of indoor electric lighting systems", 2005, ISBN 3-900-734-34-8. The values must be determined by the planner.

Optical accessories

HONEYCOMB LOUVER

TYPE	COLOUR	Ø (MM)	ARTICLE NUMBER(S)
for BO 45 JUST 45 MOVE IN 45 TARO 45 TULA micro	jet black	42	007-1965188



Optical accessories

OVAL LENS

TYPE	Ø (MM)	ARTICLE NUMBER(S)
for BO 45 MOVE IN 45 TULA micro	42	007-1965880



SOFT LENS

TYPE	Ø (MM)	ARTICLE NUMBER(S)
for ARY BO 45 MOVE IN 45 TULA micro	42	007-1965980



WALLWASHER LENS

TYPE	Ø (MM)	ARTICLE NUMBER(S)
for ARY BO 45 MOVE IN 45 TULA micro	42	007-1965780



TARO 45 downlight

MOVE IT 10 round
030-6750634M

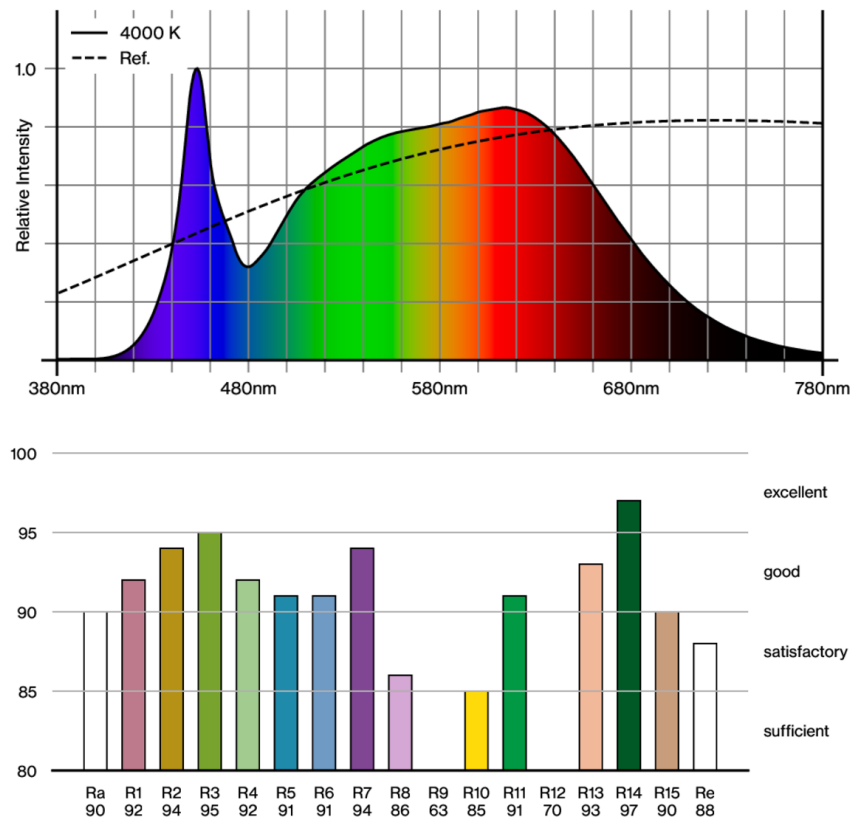


Project / Type

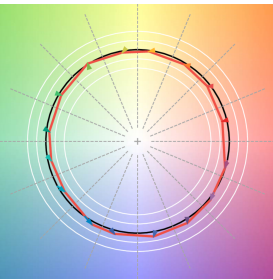
Notes

Count / Date

Colour rendering



TM30 colour vector graphic



The black line represents the black body reference. The red line indicates the results of the test light source. The deviation from the test light source to the reference is shown and is marked by arrows. The shorter the arrows, the higher the color rendering.