

MOVE IT 10 square
030-6780534W



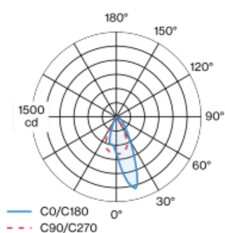
Project / Type

Notes

Count / Date



Light distribution



General

Ceiling / Wall | Track

rotation 360°

chrome

IP20

813 lm

optical inset 117 lm/W¹

LED

3000 K

$CRI \geq 90$

L85 / 50000 h

initial MacAdam ≤ 3 SDCM

R_q: 99 | R_f: 91 | R_{1-15}: 89

MR 0.61 | MDER 0.55

Optical

wallwasher floor

$$\text{PstLM} \leq 1.0^2 \mid \text{SVM} \leq 0.4^2$$

Electrical

DALI-2 | 1 DALI Addr.

PC3 | 48 V

fixture 9.3 W

optical inset 7.0 W

Physical

diameter 45 mm | height 75 mm

3.2 kg

¹ incl. consideration of optical losses² Value of containing product at full load (undimmed)

Installation instructions



[030-6780534W] The technical data represent rated values for an ambient temperature of 25°C. The data values for the luminous flux are initially subject to a tolerance of +/- 10%, those for the electrical connected load are initially subject to a tolerance of +/- 10%, and those for the colour temperature are initially subject to a tolerance of +/- 150 K. No liability is assumed for typographical or printing errors. The general terms and conditions of XAL GmbH apply.

© XAL GmbH · Auer-Welsbach-Gasse 36 · 8055 Graz · Austria · www.xal.com

03.08.2025

TARO 45 wallwasher/ floor

MOVE IT 10 square
030-6780534W



Project / Type _____

Notes _____

Count / Date _____

Maintenance Factors

Operating Time [h]	10 000	20 000	30 000	40 000	50 000
LLMF	0.982	0.954	0.926	0.899	0.873
LSF	1	1	1	1	1

MF	LMF × RSMF × LLMF × LSF	RSMF ^a	Room Surface Maintenance Factor
MF	Maintenance Factor	LLMF	Lamp Lumens Maintenance Factor
LMF ^a	Luminaire Maintenance Factor	LSF	Lamp Survival Factor

^a According to "CIE 97, Maintenance of indoor electric lighting systems", 2005, ISBN 3-900-734-34-8. The values must be determined by the planner.

Optical accessories

HONEYCOMB LOUVER

TYPE	COLOUR	Ø (MM)	ARTICLE NUMBER(S)
for BO 45 JUST 45 MOVE IN 45 TARO 45 TULA micro	jet black	42	007-1965188



Optical accessories

OVAL LENS

TYPE	Ø (MM)	ARTICLE NUMBER(S)
for BO 45 MOVE IN 45 TULA micro	42	007-1965880



SOFT LENS

TYPE	Ø (MM)	ARTICLE NUMBER(S)
for ARY BO 45 MOVE IN 45 TULA micro	42	007-1965980



WALLWASHER LENS

TYPE	Ø (MM)	ARTICLE NUMBER(S)
for ARY BO 45 MOVE IN 45 TULA micro	42	007-1965780



TARO 45 wallwasher/ floor

MOVE IT 10 square
030-6780534W

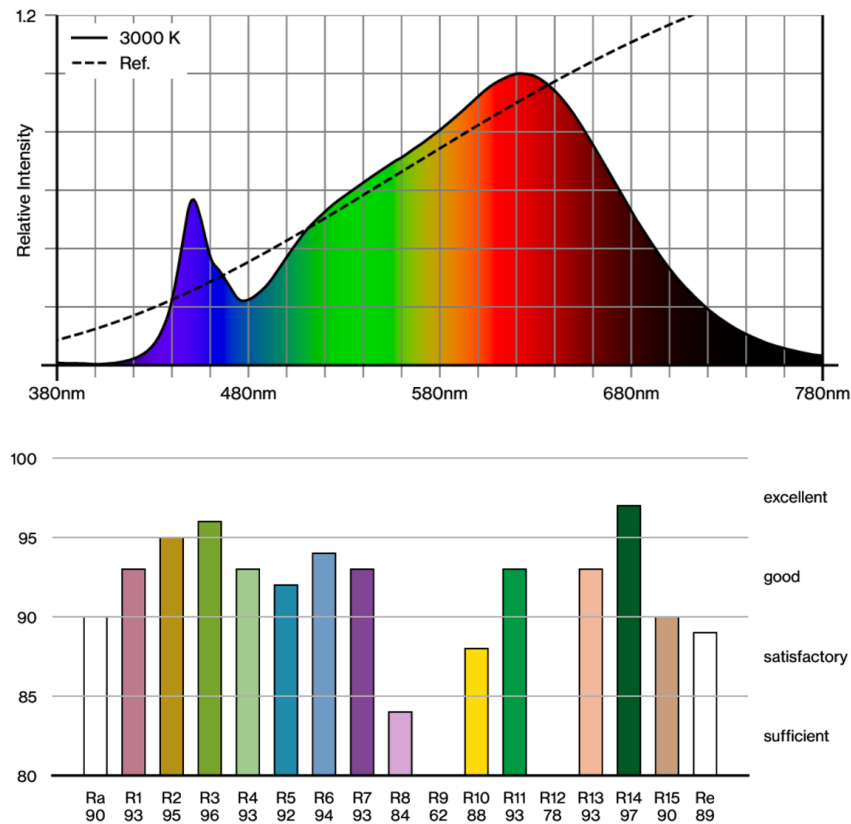


Project / Type

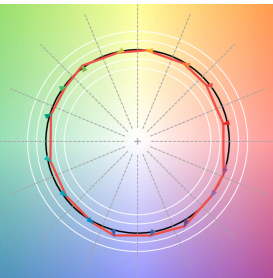
Notes

Count / Date

Colour rendering



TM30 colour vector graphic



The black line represents the black body reference. The red line indicates the results of the test light source. The deviation from the test light source to the reference is shown and is marked by arrows. The shorter the arrows, the higher the color rendering.