

# NOBA 40 adjustable

MOVE IT 10

030-6800634



Project / Type

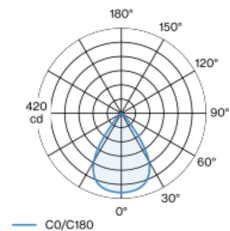
Notes

Count / Date



Decorative spotlight inset made of aluminium; surface polished chrome; 365° rotatable and 90° tiltable; light inset can be installed and moved without tools by means of clip mount; power supplied via MOVE IT system track profile; hot plug protection; passive cooling of the LEDs through improved heat sink geometry; light colour 4000 K; binning initial MacAdam  $\leq 2$  SDCM; CRI  $\geq 90$ ; min. 80% of luminous flux after 50000 operating hours; energy efficient LEDs with high CRI; high quality plano-convex glass lens; beam angle 69°; no multiple shadows; degree of protection IP20; PC3; 48 V; DALI-2 control; flicker-free visual comfort through analogue current control (minimum value 1%); light source replaceable by an authorized professional;

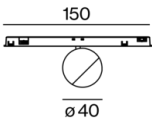
## Light distribution



wide flood 69°

h (m)	EO° (lx)	ø (m)
1	390	1.37
2	97	2.74
3	43	4.12
4	24	5.49
5	16	6.86

## Product drawing



## General

Ceiling / Wall | Track

tilt max 90°

rotation 365°

chrome

IP20

441 lm

optical inset 139 lm/W <sup>1</sup>

## LED

4000 K

CRI  $\geq 90$

L80 / 50000 h

initial MacAdam  $\leq 2$  SDCM

R<sub>g</sub>: 98 | R<sub>r</sub>: 90 | R<sub>t[1-15]</sub>: 88

MR 0.8 | MDER 0.72

## Optical

wide flood | beam angle 69°

PstLM  $\leq 1.0$  <sup>2</sup> | SVM  $\leq 0.4$  <sup>2</sup>

## Electrical

DALI-2 | 1 DALI Addr.

PC3 | 48 V

fixture 3.5 W

optical inset 3.2 W

## Physical

diameter 40 mm | height 40 mm

0.28 kg

<sup>1</sup> incl. consideration of optical losses  
<sup>2</sup> Value of containing product at full load (undimmed)

## Installation instructions



# NOBA 40 adjustable

MOVE IT 10

030-6800634



Project / Type

Notes

Count / Date

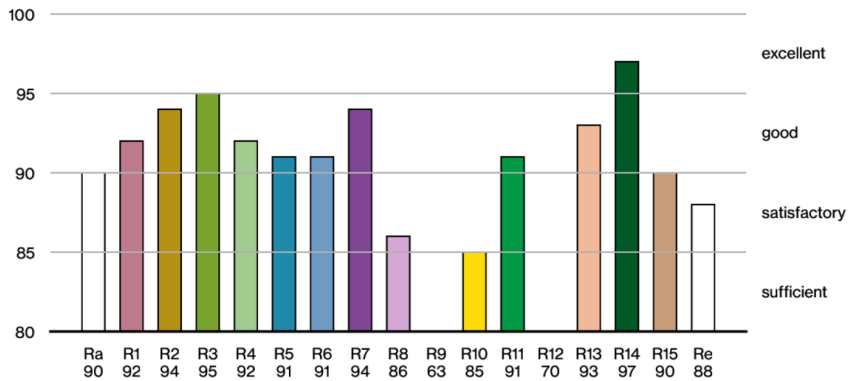
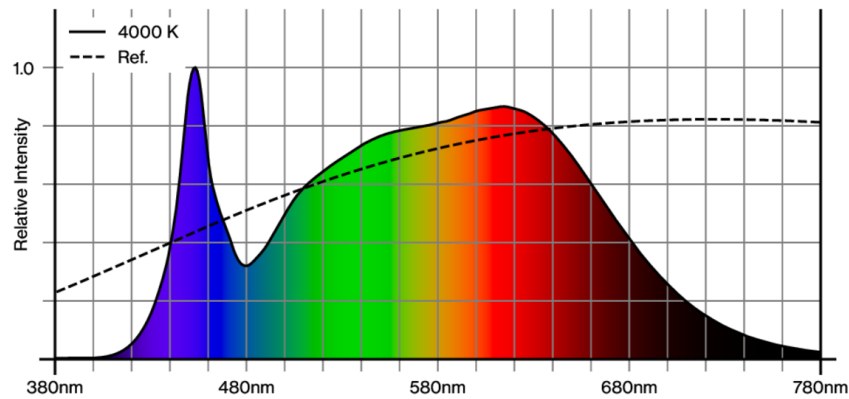
## Maintenance Factors

Operating Time [h]	10 000	20 000	30 000	40 000	50 000
LLMF	0.964	0.923	0.884	0.847	0.811
LSF	1	1	1	1	1

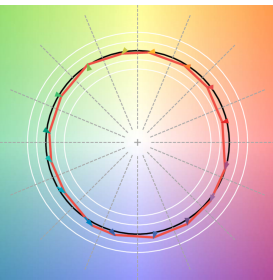
MF	LMF × RSMF × LLMF × LSF	RSMF <sup>a</sup>	Room Surface Maintenance Factor
MF	Maintenance Factor	LLMF	Lamp Lumens Maintenance Factor
LMF <sup>a</sup>	Luminaire Maintenance Factor	LSF	Lamp Survival Factor

<sup>a</sup> According to "CIE 97, Maintenance of indoor electric lighting systems", 2005, ISBN 3-900-734-34-8. The values must be determined by the planner.

## Colour rendering



## TM30 colour vector graphic



The black line represents the black body reference. The red line indicates the results of the test light source. The deviation from the test light source to the reference is shown and is marked by arrows. The shorter the arrows, the higher the color rendering.

