

FRAME 60 high lumen

trim

052-47M3037H



Project / Type

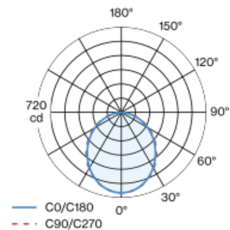
Notes

Count / Date

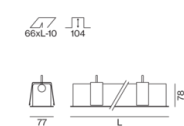


Luminaire housing made of extruded aluminium profile; recessed light with wrap around edge; suitable for ceiling thickness of 8-25 mm; surface traffic white powder coated; lighting profile (end cover and mounting bracket pre-assembled) available in advance for installation; remaining lamp components mounted without tools; LED light inset consisting of highly reflective lacquered aluminium for improved thermal management; light colour 3000 K; binning initial MacAdam ≤ 3 SDCM; CRI ≥ 90 ; min. 90% of luminous flux after 50000 operating hours; energy efficient LEDs with high CRI; HPO (High Performance Opal) cover for uniform illumination; degree of protection IP20; PC1; 220-240 V; internal wiring in light halogen free; incl. DALI-2 converter; light source replaceable by an authorized professional; control gear replaceable by an authorized professional;

Light distribution



Product drawing



General

Ceiling | Recessed

traffic white | RAL 9016

IP20

1790 lm

2050 lm/m

LED

3000 K

CRI ≥ 90

L90 / 50000 h

initial MacAdam ≤ 3 SDCM

R_g: 99 | R_f: 91 | R₍₁₋₁₅₎: 89

MR 0.61 | MDER 0.55

Optical

High Performance Opal | opal (lambertsch)

PstLM ≤ 1.0 ¹ | SVM ≤ 0.4 ¹

Electrical

DALI-2 | 1 DALI Addr.

PC1 | 220-240 V

system 17.5 W

system 102 lm/W²

20 W/m

Physical

trim

length 893 mm | width 77 mm | height 78 mm

2.34 kg

Cutout

length 883 mm | width 66 mm

min. ceiling thickness 8 mm | max. ceiling thickness 25 mm

recessed depth 104 mm

¹ Value of containing product at full load (undimmed)
² incl. consideration of optical losses, internal control unit losses & operating device efficiency

Installation instructions



Lighting calculator



FRAME 60 high lumen

trim

052-47M3037H



Project / Type

Notes

Count / Date

Maintenance Factors

Operating Time [h]	10 000	20 000	30 000	40 000	50 000
LLMF	0.98	0.96	0.94	0.92	0.9
LSF	1	1	1	1	1

MF LMF × RSMF × LLMF × LSF
MF Maintenance Factor
LMF^a Luminaire Maintenance Factor

RSMF^a Room Surface Maintenance Factor
LLMF Lamp Lumens Maintenance Factor
LSF Lamp Survival Factor

^a According to "CIE 97, Maintenance of indoor electric lighting systems", 2005, ISBN 3-900-734-34-8. The values must be determined by the planner.

Circuit Breaker Types

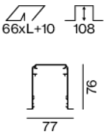

Automatic Circuit Breaker Type	Number of Fixtures
B10	18
B13	23
B16	28
B20	35
C10	30
C13	38
C16	46
C20	58

Mounting accessories

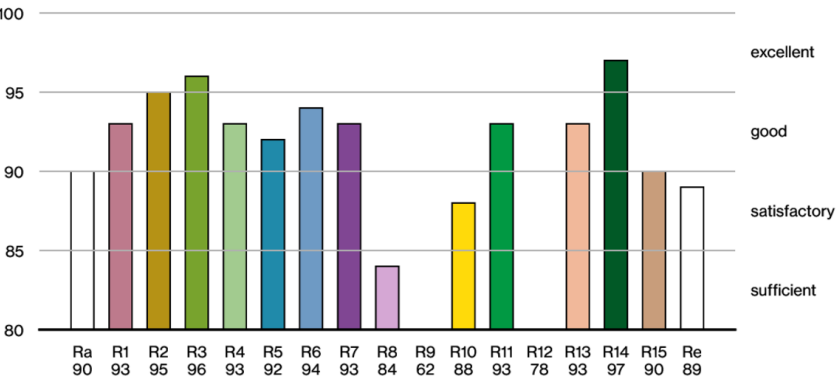
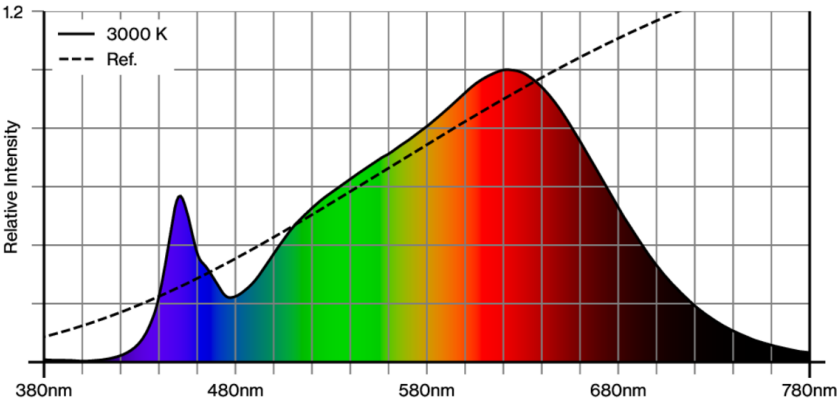
CONCRETE INSTALLATION HOUSING

L-W-H (MM)
935-75-88

ARTICLE NUMBER(S)
035-04096



Colour rendering



[052-47M3037H] The technical data represent rated values for an ambient temperature of 25°C. The data values for the luminous flux are initially subject to a tolerance of +/- 10%, those for the electrical connected load are initially subject to a tolerance of +/- 10%, and those for the colour temperature are initially subject to a tolerance of +/- 150 K. No liability is assumed for typographical or printing errors. The general terms and conditions of XAL GmbH apply.
© XAL GmbH · Auer-Welsbach-Gasse 36 · 8055 Graz · Austria · www.xal.com

03.08.2025

FRAME 60 high lumen

trim

052-47M3037H



Project / Type

Notes

Count / Date

TM30 colour vector graphic



The black line represents the black body reference. The red line indicates the results of the test light source. The deviation from the test light source to the reference is shown and is marked by arrows. The shorter the arrows, the higher the color rendering.