

BO 45

intrack 2 lamps


180-7240637F



Project / Type

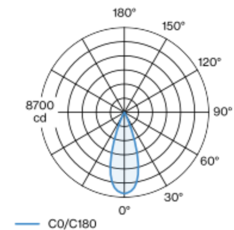
Notes

Count / Date



Tracked spotlight in die-cast aluminium with 3-phase adapter; classic style in elegant design for discerning requirements; 2 lamps; cylindrical spotlight heads; surface white powder coated; spotlight head 360° rotatable and 90° tiltable; converter integrated in the power track adapter; passive cooling of the LEDs through improved heat sink geometry; with COB (Chip on Board) technology for maximum efficiency; no appearance of multiple shadows; light colour 4000 K; binning initial MacAdam ≤ 2 SDCM; CRI ≥ 90 ; min. 80% of luminous flux after 50000 operating hours; energy efficient LEDs with high CRI; high quality, aluminium, vapour deposition coated reflector with faceted lens design; precise radiation characteristic with 36° beam; good glare control through recessed light point level; optical attachment available as accessory; accessories are listed separately; degree of protection IP20; PC2; 220-240 V; adapter for toolless insertion or movement on a variety of 3-phase power tracks; adapter flush with the power track; incl. DALI-2 converter; flicker-free visual comfort through analogue current control (minimum value 1%); light source replaceable by an authorized professional; control gear replaceable by an authorized professional;

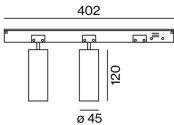
Light distribution



flood 36°

h (m)	EO ³ (lx)	ø (m)
1	4170	0.65
2	1040	1.29
3	460	1.94
4	260	2.59
5	170	3.23

Product drawing



General

Ceiling | Track

tilt max 90°

rotation 360°

white | RAL 9016 ¹

IP20

2800 lm

LED

4000 K

CRI ≥ 90

L80 / 50000 h

initial MacAdam ≤ 2 SDCM

R_g: 97 | R_f: 90 | R_{t(1-15)}: 89

MR 0.81 | MDER 0.74

Optical

flood | beam angle 36°

PstLM $\leq 1.0^{2,3,4,5}$ | SVM $\leq 0.4^{2,3,4,5}$

Electrical

DALI-2 | 1 DALI Addr.

PC2 | 220-240 V

system 32 W

system 88 lm/W ⁶

Physical

diameter 45 mm | height 120 mm

0.65 kg

¹ RAL code ² oval lens BO 45 007-1965880

³ wallwasher lens BO 45 007-1965780

⁴ soft lens BO 45 007-1965980

⁵ Value of containing product at full load (undimmed)

⁶ incl. consideration of optical losses, internal control unit losses & operating device efficiency

Installation instructions



Lighting calculator

