

BO 45


intrack 3 lamps
180-7250438M



Project / Type _____

Notes _____

Count / Date _____



General

Ceiling , Track _____

tilt max 90° _____

rotation 360° _____

black , RAL 9005 ¹ _____

IP20 _____

3240 lm _____

LED

2700 K _____

CRI ≥ 90 _____

L80 / 50000 h _____

initial MacAdam ≤ 2 SDCM _____

R_g: 99 , R_f: 91 , R₍₁₋₁₅₎: 89 _____

MR 0.53 _____

MDER 0.48 _____

Optical

medium _____

beam angle 24° _____

PstLM ≤ 1.0 ² _____

SVM ≤ 0.4 ² _____

Tracked spotlight in die-cast aluminium with 3-phase adapter; classic style in elegant design for discerning requirements; 3 lamps; cylindrical spotlight heads; surface black powder coated; spotlight head 360° rotatable and 90° tiltable; converter integrated in the power track adapter; passive cooling of the LEDs through improved heat sink geometry; with COB (Chip on Board) technology for maximum efficiency; no appearance of multiple shadows; light colour 2700 K; binning initial MacAdam ≤ 2 SDCM; CRI ≥ 90; min. 80% of luminous flux after 50000 operating hours; energy efficient LEDs with high CRI; high quality, aluminium, vapour deposition coated reflector with faceted lens design; precise radiation characteristic with 24° beam; good glare control through recessed light point level; optical attachment available as accessory; accessories are listed separately; degree of protection IP20; PC2; 220-240 V; adapter for toolless insertion or movement on a variety of 3-phase power tracks; adapter flush with the power track; incl. DALI-2 converter; flicker-free visual comfort through analogue current control (minimum value 1%); light source replaceable by an authorized professional; control gear replaceable by an authorized professional;

Electrical

DALI-2 _____

220-240 V _____

system 41 W _____

system 79 lm/W³ _____

PC2 _____

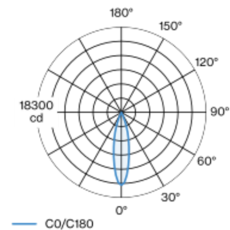
1 DALI Addr. _____

Physical

diameter 45 mm _____

height 120 mm _____

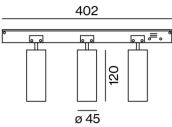
Light distribution



medium 24°

| h (m) | E0° (lx) | ø (m) |
|-------|----------|-------|
| 1 | 5200 | 0.43 |
| 2 | 1300 | 0.86 |
| 3 | 580 | 1.30 |
| 4 | 330 | 1.73 |
| 5 | 210 | 2.16 |

Product drawing



¹ RAL code ² Value of containing product at full load (undimmed)
³ incl. consideration of optical losses, internal control unit losses
 & operating device efficiency

Installation instructions



Lighting calculator



BO 45

intrack 3 lamps

180-7250438M



Project / Type

Notes

Count / Date

Maintenance Factors

| Operating Time [h] | 10 000 | 20 000 | 30 000 | 40 000 | 50 000 |
|--------------------|------------------------------|--------|-------------------|---------------------------------|--------|
| LLMF | 0.96 | 0.92 | 0.88 | 0.85 | 0.81 |
| LSF | 1 | 1 | 1 | 1 | 1 |
| MF | LMF × RSMF × LLMF × LSF | | RSMF ^a | Room Surface Maintenance Factor | |
| MF | Maintenance Factor | | LLMF | Lamp Lumens Maintenance Factor | |
| LMF ^a | Luminaire Maintenance Factor | | LSF | Lamp Survival Factor | |

^a According to "CIE 97, Maintenance of indoor electric lighting systems", 2005, ISBN 3-900-734-34-8. The values must be determined by the planner.

Circuit Breaker Types

| Automatic Circuit Breaker Type | Number of Fixtures |
|--------------------------------|--------------------|
| B10 | 17 |
| B13 | 22 |
| B16 | 28 |
| C10 | 22 |
| C13 | 27 |
| C16 | 35 |

Optical accessories

HONEYCOMB LOUVER

| | | |
|-----------|--------|-------------------|
| COLOUR | Ø (MM) | ARTICLE NUMBER(S) |
| jet black | 42 | 007-1965188 |



Optical accessories

OVAL LENS

| | |
|--------|-------------------|
| Ø (MM) | ARTICLE NUMBER(S) |
| 42 | 007-1965880 |



SOFT LENS

| | |
|--------|-------------------|
| Ø (MM) | ARTICLE NUMBER(S) |
| 42 | 007-1965980 |



WALLWASHER LENS

| | |
|--------|-------------------|
| Ø (MM) | ARTICLE NUMBER(S) |
| 42 | 007-1965780 |

