

BO 45

intrack 3 lamps


180-725053XF



Project / Type

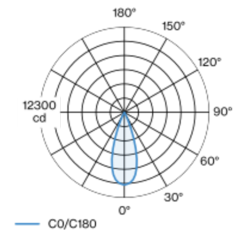
Notes

Count / Date



Tracked spotlight in die-cast aluminium with 3-phase adapter; classic style in elegant design for discerning requirements; 3 lamps; cylindrical spotlight heads; surface special colours powder coated; spotlight head 360° rotatable and 90° tiltable; converter integrated in the power track adapter; passive cooling of the LEDs through improved heat sink geometry; with COB (Chip on Board) technology for maximum efficiency; no appearance of multiple shadows; light colour 3000 K; binning initial MacAdam  $\leq 2$  SDCM; CRI  $\geq 90$ ; min. 80% of luminous flux after 50000 operating hours; energy efficient LEDs with high CRI; high quality, aluminium, vapour deposition coated reflector with faceted lens design; precise radiation characteristic with 36° beam; good glare control through recessed light point level; optical attachment available as accessory; accessories are listed separately; degree of protection IP20; PC2; 220-240 V; adapter for toolless insertion or movement on a variety of 3-phase power tracks; adapter flush with the power track; incl. DALI-2 converter; flicker-free visual comfort through analogue current control (minimum value 1%); light source replaceable by an authorized professional; control gear replaceable by an authorized professional;

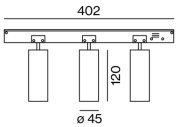
Light distribution



flood 36°

| h (m) | EO° (lx) | ø (m) |
|-------|----------|-------|
| 1     | 3480     | 0.65  |
| 2     | 870      | 1.29  |
| 3     | 390      | 1.94  |
| 4     | 220      | 2.59  |
| 5     | 140      | 3.23  |

Product drawing



General

Ceiling | Track

tilt max 90°

rotation 360°

special colours

IP20

3510 lm

LED

3000 K

CRI  $\geq 90$

L80 / 50000 h

initial MacAdam  $\leq 2$  SDCM

R<sub>g</sub>: 100 | R<sub>f</sub>: 91 | R<sub>t(1-15)</sub>: 89

MR 0.59 | MDER 0.53

Optical

flood | beam angle 36°

PstLM  $\leq 1.0$ <sup>1 2 3 4</sup> | SVM  $\leq 0.4$ <sup>1 2 3 4</sup>

Electrical

DALI-2 | 1 DALI Addr.

PC2 | 220-240 V

system 41 W

system 86 lm/W<sup>5</sup>

Physical

diameter 45 mm | height 120 mm

0.84 kg

<sup>1</sup> soft lens BO 45 007-1965980

<sup>2</sup> wallwasher lens BO 45 007-1965780

<sup>3</sup> oval lens BO 45 007-1965880

<sup>4</sup> Value of containing product at full load (undimmed)

<sup>5</sup> incl. consideration of optical losses, internal control unit losses & operating device efficiency

Installation instructions



Lighting calculator

