

BO 32


intrack 2 lamps
180-7140638S



Project / Type

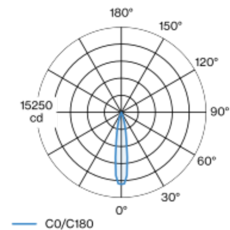
Notes

Count / Date



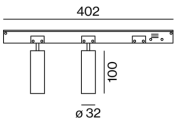
Tracked spotlight in die-cast aluminium with 3-phase adapter; classic style in elegant design for discerning requirements; 2 lamps; cylindrical spotlight heads; surface black powder coated; spotlight head 360° rotatable and 90° tiltable; converter integrated in the power track adapter; passive cooling of the LEDs through improved heat sink geometry; with COB (Chip on Board) technology for maximum efficiency; no appearance of multiple shadows; light colour 4000 K; binning initial MacAdam ≤ 2 SDCM; CRI ≥ 90; min. 80% of luminous flux after 50000 operating hours; energy efficient LEDs with high CRI; high quality, aluminium, vapour deposition coated reflector with faceted lens design; precise radiation characteristic with 18° beam; good glare control through recessed light point level; optical attachment available as accessory; accessories are listed separately; degree of protection IP20; PC2; 220-240 V; adapter for toolless insertion or movement on a variety of 3-phase power tracks; adapter flush with the power track; incl. DALI-2 converter; flicker-free visual comfort through analogue current control (minimum value 1%); light source replaceable by an authorized professional; control gear replaceable by an authorized professional;

Light distribution



spot 18°		
h (m)	EO ³ (lx)	ø (m)
1	6420	0.32
2	1610	0.63
3	710	0.95
4	400	1.27
5	260	1.58

Product drawing



General

Ceiling | Track

tilt max 90°

rotation 360°

black | RAL 9005 ¹

IP20

1700 lm

LED

4000 K

CRI ≥ 90

L80 / 50000 h

initial MacAdam ≤ 2 SDCM

R_g: 97 | R_f: 90 | R_{t(1-15)}: 89

MR 0.81 | MDER 0.74

Optical

spot | beam angle 18°

PstLM ≤ 1.0^{2 3 4 5} | SVM ≤ 0.4^{2 3 4 5}

Electrical

DALI-2 | 1 DALI Addr.

PC2 | 220-240 V

system 20.6 W

system 83 lm/W ⁶

Physical

diameter 32 mm | height 100 mm

¹ RAL code ² wallwasher lens BO 32 007-1965760
³ soft lens BO 32 007-1965960 ⁴ oval lens BO 32 007-1965860
⁵ Value of containing product at full load (undimmed)
⁶ incl. consideration of optical losses, internal control unit losses & operating device efficiency

Installation instructions



Lighting calculator

