

# BO 55


intrack 2 lamps  
180-734063XF



Project / Type

Notes

Count / Date



### General

Ceiling , Track

tilt max 90°

rotation 360°

special colours

IP20

3600 lm

### LED

4000 K

CRI ≥ 90

L80 / 50000 h

initial MacAdam ≤ 2 SDCM

R<sub>g</sub>: 97 , R<sub>f</sub>: 90 , R<sub>(1-15)</sub>: 89

MR 0.81

MDER 0.74

### Optical

flood

beam angle 37°

PstLM ≤ 1.0<sup>1</sup>

SVM ≤ 0.4<sup>1</sup>

Tracked spotlight in die-cast aluminium with 3-phase adapter; classic style in elegant design for discerning requirements; 2 lamps; cylindrical spotlight heads; surface special colours powder coated; spotlight head 360° rotatable and 90° tiltable; converter integrated in the power track adapter; passive cooling of the LEDs through improved heat sink geometry; with COB (Chip on Board) technology for maximum efficiency; no appearance of multiple shadows; light colour 4000 K; binning initial MacAdam ≤ 2 SDCM; CRI ≥ 90; min. 80% of luminous flux after 50000 operating hours; energy efficient LEDs with high CRI; high quality, aluminium, vapour deposition coated reflector with faceted lens design; precise radiation characteristic with 37° beam; good glare control through recessed light point level; optical attachment available as accessory; accessories are listed separately; degree of protection IP20; PC2; 220-240 V; adapter for toolless insertion or movement on a variety of 3-phase power tracks; adapter flush with the power track; incl. DALI-2 converter; flicker-free visual comfort through analogue current control (minimum value 1%); light source replaceable by an authorized professional; control gear replaceable by an authorized professional;

### Electrical

DALI-2

220-240 V

system 43 W

system 84 lm/W<sup>2</sup>

PC2

1 DALI Addr.

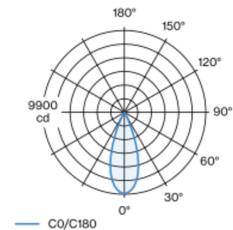
### Physical

diameter 55 mm

height 140 mm

0.75 kg

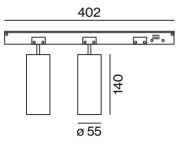
### Light distribution



flood 37°

h (m)	E0° (lx)	ø (m)
1	4920	0.67
2	1230	1.34
3	550	2.01
4	310	2.68
5	200	3.35

### Product drawing



<sup>1</sup> Value of containing product at full load (undimmed)  
<sup>2</sup> incl. consideration of optical losses, internal control unit losses & operating device efficiency

### Installation instructions



### Lighting calculator



# BO 55

intrack 2 lamps  
180-734063XF



Project / Type

Notes

Count / Date

## Maintenance Factors

Operating Time [h]	10 000	20 000	30 000	40 000	50 000
LLMF	0.96	0.92	0.88	0.85	0.81
LSF	1	1	1	1	1
MF	LMF × RSMF × LLMF × LSF		RSMF <sup>a</sup>	Room Surface Maintenance Factor	
MF	Maintenance Factor		LLMF	Lamp Lumens Maintenance Factor	
LMF <sup>a</sup>	Luminaire Maintenance Factor		LSF	Lamp Survival Factor	

<sup>a</sup> According to "CIE 97, Maintenance of indoor electric lighting systems", 2005, ISBN 3-900-734-34-8. The values must be determined by the planner.

## Circuit Breaker Types

Automatic Circuit Breaker Type	Number of Fixtures
B10	17
B13	22
B16	28
C10	22
C13	27
C16	35

## Optical accessories

### HONEYCOMB LOUVER

COLOUR	Ø (MM)	ARTICLE NUMBER(S)
jet black	50	007-1965598



## Optical accessories

### OVAL LENS

Ø (MM)	ARTICLE NUMBER(S)
50	007-1965890



### SOFT LENS

Ø (MM)	ARTICLE NUMBER(S)
50	007-1965990



### WALLWASHER LENS

Ø (MM)	ARTICLE NUMBER(S)
50	007-1965790

