

BO 45

intrack 2 lamps

180-724053XS



Project / Type

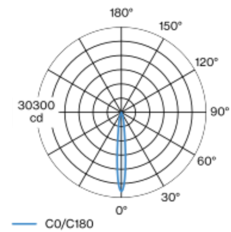
Notes

Count / Date



Tracked spotlight in die-cast aluminium with 3-phase adapter; classic style in elegant design for discerning requirements; 2 lamps; cylindrical spotlight heads; surface special colours powder coated; spotlight head 360° rotatable and 90° tiltable; converter integrated in the power track adapter; passive cooling of the LEDs through improved heat sink geometry; with COB (Chip on Board) technology for maximum efficiency; no appearance of multiple shadows; light colour 3000 K; binning initial MacAdam ≤ 3 SDCM; CRI ≥ 90 ; min. 80% of luminous flux after 50000 operating hours; energy efficient LEDs with high CRI; high quality, aluminium, vapour deposition coated reflector with faceted lens design; precise radiation characteristic with 12° beam; good glare control through recessed light point level; optical attachment available as accessory; accessories are listed separately; degree of protection IP20; PC2; 220-240 V; adapter for toolless insertion or movement on a variety of 3-phase power tracks; adapter flush with the power track; incl. DALI-2 converter; flicker-free visual comfort through analogue current control (minimum value 1%); light source replaceable by an authorized professional; control gear replaceable by an authorized professional;

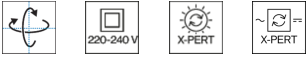
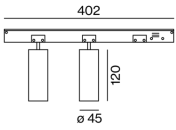
Light distribution



spot 12°

h (m)	EO° (lx)	ø (m)
1	14000	0.21
2	3500	0.42
3	1600	0.63
4	900	0.84
5	600	1.06

Product drawing



General

Ceiling | Track

tilt max 90°

rotation 360°

special colours

IP20

2220 lm

LED

3000 K

CRI ≥ 90

L80 / 50000 h

initial MacAdam ≤ 3 SDCM

R_g: 100 | R_f: 91 | R_{t(1-15)}: 89

MR 0.59 | MDER 0.53

Optical

spot | beam angle 12°

PstLM ≤ 1.0 ^{1 2 3 4} | SVM ≤ 0.4 ^{1 2 3 4}

Electrical

DALI-2 | 1 DALI Addr.

PC2 | 220-240 V

system 30 W

system 74 lm/W⁵

Physical

diameter 45 mm | height 120 mm

¹ wallwasher lens BO 45 007-1965780

² oval lens BO 45 007-1965880 ³ soft lens BO 45 007-1965980

⁴ Value of containing product at full load (undimmed)

⁵ incl. consideration of optical losses, internal control unit losses & operating device efficiency

Installation instructions



Lighting calculator

