



SASSO 40 round

recessed 2 lamps

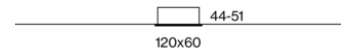
^{EN} Round recessed spotlight; installation without tools in mounting set with ball catch system; surface lacquered; with trim; double lamps; choice of adjustable / fixed symmetric or asymmetric radiation characteristic; variants with symmetric radiation characteristic: precise radiation characteristic due to high quality lens system; variants with asymmetric radiation characteristic: high quality reflector with micro-faceted, aluminum-vaporised surface; COB (Chip on Board) technology for maximum efficiency (ADJUSTABLE and DOWNLIGHT); no multiple shadows; efficient LEDs with very good colour rendering

^{DE} Runder Einbaustrahler; werkzeuglose Montage im Montageset durch Kugelschnappsystem; Oberfläche lackiert; mit umlaufendem Rand; zweiflämmig; wahlweise einstellbar / starr symmetrische oder asymmetrische Abstrahlcharakteristik; symmetrisch strahlende Varianten: präzise Abstrahlcharakteristik durch hochwertige Linsenoptik; asymmetrische strahlende Varianten: hochwertiger Reflektor mit mikrofazettierter, aluminiumbedampfte Oberfläche; COB (Chip on Board) Technologie für höchste Effizienz (ADJUSTABLE und DOWNLIGHT); keine Mehrfachschatten; effiziente LEDs mit sehr guter Farbwiedergabe

Quickinfo

2700 K, 3000 K, 3500 K, 4000 K
CRI \geq 90 / 3 SDCM
UGR \leq 10, UGR \leq 13, UGR \leq 16,
UGR \leq 19
up to 121 lm/W
L85 / 50000 h, L90 / 50000 h
DALI-2, non DIM
front IP20, IP40, IP44, back IP20

Types



Colour



Mounting set



Light distributions



rotatable 360°,
tiltable 30°



wallwasher and
wallwasher
floor inset



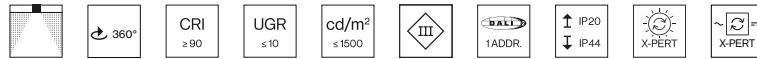
glare control
(UGR \leq 16)



easy mounting
no visible
screws



SASSO 40 round downlight



SPOT CRI ≥ 90

FIXTURE	COLOUR TEMP.	LUM. FLUX	FIXTURE	ORDER CODE
2x5.1 W, 450 mA	2700 K	2x368 lm	72 lm/W	0 4 8 - 2 8 0 0 4 1 <input checked="" type="checkbox"/> S
	3000 K	2x396 lm	78 lm/W	0 4 8 - 2 8 0 0 5 1 <input checked="" type="checkbox"/> S
	4000 K	2x396 lm	78 lm/W	0 4 8 - 2 8 0 0 6 1 <input checked="" type="checkbox"/> S

MEDIUM CRI ≥ 90

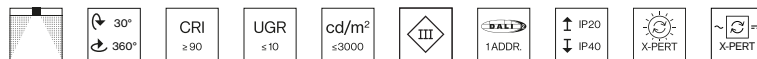
FIXTURE	COLOUR TEMP.	LUM. FLUX	FIXTURE	ORDER CODE
2x5.1 W, 450 mA	2700 K	2x377 lm	74 lm/W	0 4 8 - 2 8 0 0 4 1 <input checked="" type="checkbox"/> M
	3000 K	2x405 lm	79 lm/W	0 4 8 - 2 8 0 0 5 1 <input checked="" type="checkbox"/> M
	4000 K	2x405 lm	79 lm/W	0 4 8 - 2 8 0 0 6 1 <input checked="" type="checkbox"/> M

FLOOD CRI ≥ 90

FIXTURE	COLOUR TEMP.	LUM. FLUX	FIXTURE	ORDER CODE
2x5.1 W, 450 mA	2700 K	2x381 lm	75 lm/W	0 4 8 - 2 8 0 0 4 1 <input checked="" type="checkbox"/> F
	3000 K	2x410 lm	80 lm/W	0 4 8 - 2 8 0 0 5 1 <input checked="" type="checkbox"/> F
	4000 K	2x410 lm	80 lm/W	0 4 8 - 2 8 0 0 6 1 <input checked="" type="checkbox"/> F



SASSO 40 round adjustable



SPOT CRI ≥ 90

FIXTURE	COLOUR TEMP.	LUM. FLUX	FIXTURE	ORDER CODE
2x5.1 W, 450 mA	2700 K	2x379 lm	75 lm/W	0 4 8 - 2 8 2 0 4 1 <input checked="" type="checkbox"/> S
	3000 K	2x408 lm	80 lm/W	0 4 8 - 2 8 2 0 5 1 <input checked="" type="checkbox"/> S
	4000 K	2x408 lm	80 lm/W	0 4 8 - 2 8 2 0 6 1 <input checked="" type="checkbox"/> S

MEDIUM CRI ≥ 90

FIXTURE	COLOUR TEMP.	LUM. FLUX	FIXTURE	ORDER CODE
2x5.1 W, 450 mA	2700 K	2x390 lm	77 lm/W	0 4 8 - 2 8 2 0 4 1 <input checked="" type="checkbox"/> M
	3000 K	2x419 lm	83 lm/W	0 4 8 - 2 8 2 0 5 1 <input checked="" type="checkbox"/> M
	4000 K	2x419 lm	83 lm/W	0 4 8 - 2 8 2 0 6 1 <input checked="" type="checkbox"/> M

FLOOD CRI ≥ 90

FIXTURE	COLOUR TEMP.	LUM. FLUX	FIXTURE	ORDER CODE
2x5.1 W, 450 mA	2700 K	2x382 lm	75 lm/W	0 4 8 - 2 8 2 0 4 1 <input checked="" type="checkbox"/> F
	3000 K	2x411 lm	81 lm/W	0 4 8 - 2 8 2 0 5 1 <input checked="" type="checkbox"/> F
	4000 K	2x411 lm	81 lm/W	0 4 8 - 2 8 2 0 6 1 <input checked="" type="checkbox"/> F

The data values for the luminaire luminous flux may differ for specific order options by -7%. Luminous flux value refers to colour traffic white.

Order options

COLOUR	
jet black RAL 9005	1
matt silver	4
traffic white RAL 9016	7
gold dust RAL 260-M	9



SASSO 40 round wallwasher



WALLWASHER CRI ≥ 90

FIXTURE	COLOUR TEMP.	LUM. FLUX	FIXTURE	ORDER CODE
2x6.2 W, 200 mA	2700 K	2x439 lm	70 lm/W	0 4 8 - 2 8 4 0 9 1 <input checked="" type="checkbox"/> A
	3000 K	2x476 lm	76 lm/W	0 4 8 - 2 8 4 0 0 1 <input checked="" type="checkbox"/> A
	3500 K	2x476 lm	76 lm/W	0 4 8 - 2 8 4 0 2 1 <input checked="" type="checkbox"/> A
	4000 K	2x495 lm	79 lm/W	0 4 8 - 2 8 4 0 1 1 <input checked="" type="checkbox"/> A

The data values for the luminaire luminous flux may differ for specific order options by -8%. Luminous flux value refers to colour traffic white, matt silver.



SASSO 40 round wallwasher/floor

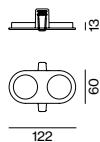


WALLWASHER FLOOR CRI ≥ 90

FIXTURE	COLOUR TEMP.	LUM. FLUX	FIXTURE	ORDER CODE
2x6.9 W, 200 mA	2700 K	2x779 lm	112 lm/W	0 4 8 - 2 8 4 0 9 1 <input checked="" type="checkbox"/> W
	3000 K	2x812 lm	117 lm/W	0 4 8 - 2 8 4 0 0 1 <input checked="" type="checkbox"/> W
	3500 K	2x812 lm	117 lm/W	0 4 8 - 2 8 4 0 2 1 <input checked="" type="checkbox"/> W
	4000 K	2x844 lm	121 lm/W	0 4 8 - 2 8 4 0 1 1 <input checked="" type="checkbox"/> W



Mounting accessories (required)



MOUNTING SET with trim 2 lamps for intermediate ceilings, 2-25 mm

COLOUR	L-W-H (mm)	ORDER CODE
traffic white	122-60-13	0 4 8 - 2 8 9 8 3 1 7
jet black	122-60-13	0 4 8 - 2 8 9 8 3 1 8

Electrical accessories (required)

POWER SUPPLY PC2, 198-264 V AC

TYPE	EFFICIENCY	L-W-H (mm)	ORDER CODE
200 mA 45 W DALI-2	η 91 %	165-29-21	0 0 2 - 9 0 7 4 0
200 mA 10 W non DIM	η 80 %	65-39-20	0 0 2 - 9 0 7 4 4
450 mA 23 W non DIM	η 88 %	65-39-20	0 0 2 - 9 0 7 5 2
450 mA 15 W DALI-2	η 87 %	147-33-23	0 0 2 - 9 0 7 5 3

Electrical accessories (optional)

DIN RAIL LED DRIVER

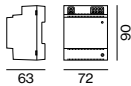


TYPE	L-W-H (mm)	ORDER CODE
DALI-2 DT6 1-2 addresses	36-88-59	0 0 5 - 6 1 2 1 0 3 0

200 - 1050 mA settable const. current | 2x42W | 48V DC | U OUT 10-40V

Order options

COLOUR	
jet black RAL 9005	1
matt silver	4
traffic white RAL 9016	7
gold dust RAL 260-M	9



DIN RAIL POWER SUPPLY

L·W·H (mm)	ORDER CODE
72·90·63	0 0 5 - 6 5 2 0 2 1 0
220-240 V AC 160 W 48 V DC constant voltage	

POWER SUPPLY PRE-WIRED with junction box 15 W, DALI-2, PC2, 198-264 V AC

TYPE	EFFICIENCY	ORDER CODE
200 mA	η 87 %	0 0 2 - 9 0 7 4 9 A
450 mA	η 87 %	0 0 2 - 9 0 7 5 0 A

POWER SUPPLY with loop through function 15 W, DALI-2, PC2, 198-264 V AC

TYPE	EFFICIENCY	L·W·H (mm)	ORDER CODE
200 mA	η 87 %		0 0 2 - 9 0 7 4 9
450 mA	η 87 %	185·30·21	0 0 2 - 9 0 7 5 0