

SPIO 20 wallwasher/floor

trimless

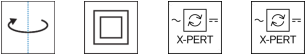
048-17304108W 048-1698107 002-90788



Project / Type

Notes

Count / Date



General

Ceiling , Recessed

rotation 360°

white , RAL 9016 ¹

traffic white

IP20

399 lm

fixture 67 lm/W²

LED

2700 K

CRI ≥ 90

L95 / 50000 h

initial MacAdam ≤ 3 SDCM

R_g: 104 , R_f: 88 , R₍₁₋₁₅₎: 89

MR 0.5

MDER 0.46

Optical

wallwasher floor

beam angle 52°

PstLM ≤ 1.0 ³

SVM ≤ 0.4 ³

Electrical

DALI-2

220-240 V

system 7.9 W

fixture 5.9 W

5.6 Vf

1050 mA

PC2

1 DALI Addr.

Physical

trimless

diameter 26 mm

height 51 mm

0.33 kg

Cutout

diameter 48 mm

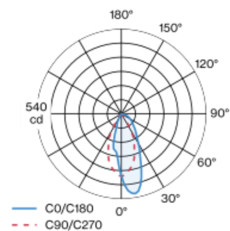
min. ceiling thickness 9 mm

max. ceiling thickness 25 mm


recessed depth 80 mm

Round recessed spotlight in aluminium; surface white powder coated; installation without tools in mounting set due to patented ball catch system; for trimless installation in plasterboard ceilings, specially designed trim with grooves for better adhesion of smoothing compound; suitable for ceiling thickness of 9-25 mm; special mounting tool for easy installation of the trimless housing available as an accessory; paintable light inset; shadow joint between light inset and mounting set optionally fillable; passive cooling of the LEDs through improved heat sink geometry; light colour 2700 K; binning initial MacAdam ≤ 3 SDCM; CRI ≥ 90; min. 95% of luminous flux after 50000 operating hours; energy efficient LEDs with high CRI; with specially computed, asymmetrical reflector for homogeneous lighting intensity; high quality reflector with micro-faceted, aluminum-vaporised surface; no multiple shadows; uncluttered ceiling look through recessed lighting level; reduced light-emitting surface (only ø 13 mm); degree of protection IP20; PC2; 220-240 V; incl. DALI-2 converter; light source replaceable by an authorized professional; control gear replaceable by an authorized professional;

Light distribution



Product drawing



Installation instructions



Lighting calculator



[‘048-17304108W 048-1698107 002-90788’] The technical data represent rated values for an ambient temperature of 25°C. The data values for the luminous flux are initially subject to a tolerance of +/- 10%, those for the electrical connected load are initially subject to a tolerance of +/- 10%, and those for the colour temperature are initially subject to a tolerance of +/- 150 K. No liability is assumed for typographical or printing errors. The general terms and conditions of XAL GmbH apply.
© XAL GmbH · Auer-Welsbach-Gasse 36 · 8055 Graz · Austria · www.xal.com

30.04.2025

SPIO 20 wallwasher/floor

trimless

048-17304108W 048-1698107 002-90788



Project / Type

Notes

Count / Date

Maintenance Factors

Operating Time [h]	10 000	20 000	30 000	40 000	50 000
LLMF	1	0.99	0.98	0.97	0.96
LSF	1	1	1	1	1
MF	LMF × RSMF × LLMF × LSF		RSMF ^a	Room Surface Maintenance Factor	
MF	Maintenance Factor		LLMF	Lamp Lumens Maintenance Factor	
LMF ^a	Luminaire Maintenance Factor		LSF	Lamp Survival Factor	

^a According to "CIE 97, Maintenance of indoor electric lighting systems", 2005, ISBN 3-900-734-34-8. The values must be determined by the planner.

Circuit Breaker Types

Automatic Circuit Breaker Type	Number of Fixtures
B10	37
B16	60
C10	37
C16	60

Components

MOUNTING SET trimless

TYPE	COLOUR	Ø (MM)	ARTICLE NUMBER(S)
for plasterboard ceilings 9 –25 mm	traffic white	56	048-1698107



POWER SUPPLY

TYPE	L·W·H (MM)	ARTICLE NUMBER(S)
44 W	143-43-30	002-90788



Mounting accessories

SPECIAL MOUNTING TOOL

TYPE	Ø (MM)	ARTICLE NUMBER(S)
necessary to install mounting housing trimless	83	063-8911110



Optional electrical accessories

DIN RAIL POWER SUPPLY

TYPE	L·W·H (MM)	ARTICLE NUMBER(S)
160 W	72-90-63	005-6520210



DIN RAIL LED DRIVER

TYPE	L·W·H (MM)	ARTICLE NUMBER(S)
DALI-2 200-1050 mA 2 x 42W	36-88-59	005-6121030

