

SPIO 20 wallwasher/floor

trimless


048-17305108W 048-1698107 002-90788



Project / Type

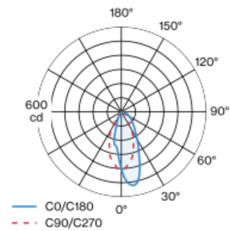
Notes

Count / Date

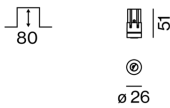


Round recessed spotlight in aluminium; surface white powder coated; installation without tools in mounting set due to patented ball catch system; for trimless installation in plasterboard ceilings, specially designed trim with grooves for better adhesion of smoothing compound; suitable for ceiling thickness of 9-25 mm; special mounting tool for easy installation of the trimless housing available as an accessory; paintable light inset; shadow joint between light inset and mounting set optionally fillable; passive cooling of the LEDs through improved heat sink geometry; light colour 3000 K; binning initial MacAdam ≤ 3 SDCM; CRI ≥ 90 ; min. 95% of luminous flux after 50000 operating hours; energy efficient LEDs with high CRI; with specially computed, asymmetrical reflector for homogeneous lighting intensity; high quality reflector with micro-faceted, aluminum-vaporised surface; no multiple shadows; uncluttered ceiling look through recessed lighting level; reduced light-emitting surface (only $\varnothing 13$ mm); degree of protection IP20; PC2; 220-240 V; incl. DALI-2 converter; light source replaceable by an authorized professional; control gear replaceable by an authorized professional;

Light distribution



Product drawing



General

Ceiling | Recessed

rotation 360°

white | RAL 9016 ¹

traffic white

IP20

409 lm

fixture 69 lm/W ²

LED

3000 K

CRI ≥ 90

L95 / 50000 h

initial MacAdam ≤ 3 SDCM

R_g: 104 | R_f: 91 | R_{f(1-5)}: 93

MR 0.59 | MDER 0.54

Optical

wallwasher floor | beam angle 52°

PstLM ≤ 1.0 ³ | SVM ≤ 0.4 ³

Electrical

DALI-2 | 1 DALI Addr.

PC2 | 220-240 V

system 7.9 W | fixture 5.9 W

5.6 Vf | 1050 mA

Physical

trimless

diameter 26 mm | height 51 mm

0.34 kg

Cutout

diameter 48 mm

min. ceiling thickness 9 mm | max. ceiling thickness 25 mm

recessed depth 80 mm

¹ RAL code
² incl. consideration of optical losses & internal control unit losses
³ Value of containing product at full load (undimmed)

Installation instructions



Lighting calculator

