

BETO indirect power

suspended


074-62N9538



Project / Type

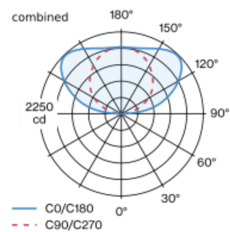
Notes

Count / Date

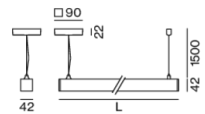


Luminaire housing made of extruded aluminium profile; extremely slim design (only 42 x 42 mm); light tight final end caps made of aluminium; no visible screws; angular design; surface jet black powder coated; suspended luminaire with 1500mm cable suspension; with integrated toolless suspension height adjustment on the luminaire; spring clip attachment to the luminaire; freely positionable; incl. feed (black); extruded profile for improved thermal management; light colour 3000 K; binning initial MacAdam ≤ 3 SDCM; CRI ≥ 80 ; min. 90% of luminous flux after 50000 operating hours; energy efficient LEDs with high CRI; indirect light component with integrated PC boards and high quality lens system for maximum, homogeneous ceiling illumination; degree of protection IP20; PC1; 220-240 V; internal wiring in light halogen free; incl. DALI-2 converter; light source replaceable by an authorized professional; control gear replaceable by an authorized professional;

Light distribution



Product drawing



General

Ceiling | Suspended

jet black | RAL 9005

IP20

7330 lm

3060 lm/m

LED

3000 K

CRI ≥ 80

L90 / 50000 h

initial MacAdam ≤ 3 SDCM

MR 0.56 | MDER 0.51

Optical

Reflector | symmetric

PstLM $\leq 1.0^{1\ 2\ 3}$ | SVM $\leq 0.4^{1\ 2\ 3}$

Electrical

DALI-2 | 1 DALI Addr.

PC1 | 220-240 V

system 56 W

system 131 lm/W ⁴

23 W/m

Physical

length 3457 mm | width 42 mm | height 42 mm

4.3 kg

¹ combined ² segment
³ Value of containing product at full load (undimmed)
⁴ incl. consideration of optical losses, internal control unit losses & operating device efficiency

Installation instructions



Lighting calculator



BETO indirect power

suspended

074-62N9538



Project / Type

Notes

Count / Date

Maintenance Factors

Operating Time [h]	10 000	20 000	30 000	40 000	50 000
LLMF	0.98	0.96	0.94	0.92	0.9
LSF	1	1	1	1	1

MF

LMF × RSMF × LLMF × LSF

MF

Maintenance Factor

LMF^a

Luminaire Maintenance Factor

RSMF^a

Room Surface Maintenance Factor

LLMF

Lamp Lumens Maintenance Factor

LSF

Lamp Survival Factor

^a According to "CIE 97, Maintenance of indoor electric lighting systems", 2005, ISBN 3-900-734-34-8. The values must be determined by the planner.

Circuit Breaker Types

Automatic Circuit Breaker Type	Number of Fixtures
B10	5
B13	7
B16	9
B20	11
C10	9
C13	12
C16	15
C20	19

