

MITA circle 450 reflector

trim


074-8116D38B



Project / Type

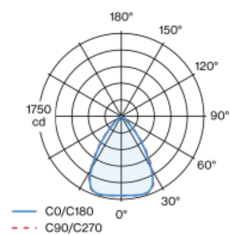
Notes

Count / Date

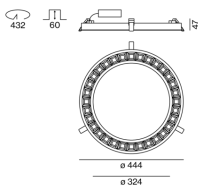


Ring-shaped light fitting in die-cast aluminium; extremely slim design; recessed light with wrap around edge; suitable for ceiling thickness of 2-25 mm; surface black powder coated; blind cover to cover the cut-out available as an accessory; accessories are listed separately; light colour: tunable white diodes (2700-6500 K); binning initial MacAdam ≤ 3 SDCM; CRI ≥ 90 ; min. 90% of luminous flux after 50000 operating hours; energy efficient LEDs with high CRI; high gloss reflector with faceted design; Reflector dark chrome; UGR ≤ 19 ; VDU compatible workplace luminaire according to DIN EN 12464-1; luminance above $65^\circ \leq 1500$ cd/m²; degree of protection IP20; PC2; 220-240 V; internal wiring in light halogen free; incl. DALI-2 / DT8 converter; converter wired secondary side; light source replaceable by an authorized professional; control gear replaceable by an authorized professional;

Light distribution



Product drawing



General

Ceiling | Recessed

black | RAL 9005 ¹

Reflector dark chrome

IP20

2390 lm

LED

tunable white | 2700 K - 6500 K

CRI ≥ 90

L90 / 50000 h

initial MacAdam ≤ 3 SDCM

R_g: 101 | R_f: 90 | R_{f(1-15)}: 88

MR 0.51 | MDER 0.46

Optical

Reflector | symmetric

UGR ≤ 19 | $\geq 65^\circ \leq 1500$ cd/m²

PstLM ≤ 1.0 ² | SVM ≤ 0.4 ²

Electrical

DALI-2 DT8 | 1 DALI Addr.

PC2 | 220-240 V

system 28.5 W

system 84 lm/W ³

Physical

trim

diameter 444 mm | height 47 mm

1.9 kg

Cutout

diameter 432 mm

min. ceiling thickness 2 mm | max. ceiling thickness 25 mm

recessed depth 60 mm

¹ RAL code ² Value of containing product at full load (undimmed)
³ incl. consideration of optical losses, internal control unit losses & operating device efficiency

Installation instructions



Lighting calculator



MITA circle 450 reflector

trim

074-8116D38B



Project / Type

Notes

Count / Date

Maintenance Factors

Operating Time [h]	10 000	20 000	30 000	40 000	50 000
LLMF	0.98	0.96	0.94	0.92	0.9
LSF	1	1	1	1	1
MF	LMF × RSMF × LLMF × LSF		RSMF ^a	Room Surface Maintenance Factor	
MF	Maintenance Factor		LLMF	Lamp Lumens Maintenance Factor	
LMF ^a	Luminaire Maintenance Factor		LSF	Lamp Survival Factor	

^a According to "CIE 97, Maintenance of indoor electric lighting systems", 2005, ISBN 3-900-734-34-8. The values must be determined by the planner.

Circuit Breaker Types

Automatic Circuit Breaker Type	Number of Fixtures
B10	18
B13	24
B16	30
B20	38
C10	31
C13	40
C16	51
C20	63

Optical accessories

BLIND COVER circle 450

COLOUR	ARTICLE NUMBER(S)
traffic white	074-8911617
jet black	074-8911618

