

INO 1200 circle

suspended

034-3444538H



Project / Type

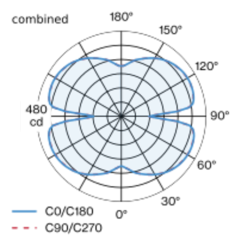
Notes

Count / Date

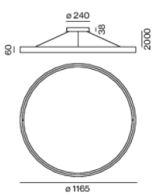


Ring-shaped light fitting in rolled and seamlessly welded extruded aluminium profile; surface jet black powder coated; suspended luminaire with 2000mm cable suspension (canopy central); height adjustment without tools; incl. transparent feed; electronic operating unit installed in the canopy; light colour 3000 K; binning initial MacAdam ≤ 3 SDCM; CRI ≥ 90 ; min. 90% of luminous flux after 50000 operating hours; energy efficient LEDs with high CRI; HPO (High Performance Opal) cover for uniform illumination; inwards facing emission characteristics; direct/indirect light emission for additional accentuation of the ceiling; canopy with 2 cable openings and plug-in terminal for through wiring; degree of protection IP20; PC1; internal wiring in light halogen free; incl. DALI-2 converter; light source replaceable by an authorized professional; control gear replaceable by an authorized professional;

Light distribution



Product drawing



General

Ceiling | Suspended

jet black | RAL 9005

IP20

indirect 2430 lm | direct 2440 lm

total 4870 lm

LED

3000 K

CRI ≥ 90

L90 / 50000 h

initial MacAdam ≤ 3 SDCM

R_g: 99 | R_f: 91 | R_{f(1-5)}: 89

MR 0.61 | MDER 0.55

Optical

High Performance Opal | opal (lambertsch)

P_{stLM} $\leq 1.0^{1\ 2}$ | SVM $\leq 0.4^{1\ 2}$

Electrical

DALI-2 | 1 DALI Addr.

PC1 | 220-240 V

system 50 W

system 97 lm/W³

Physical

cable 2000 mm

diameter 1165 mm | height 60 mm

4.4 kg

¹ combined ² Value of containing product at full load (undimmed)
³ incl. consideration of optical losses, internal control unit losses & operating device efficiency

Installation instructions



INO 1200 circle

suspended

034-3444538H



Project / Type

Notes

Count / Date

Maintenance Factors

Operating Time [h]	10 000	20 000	30 000	40 000	50 000
LLMF	0.98	0.96	0.94	0.92	0.9
LSF	1	1	1	1	1

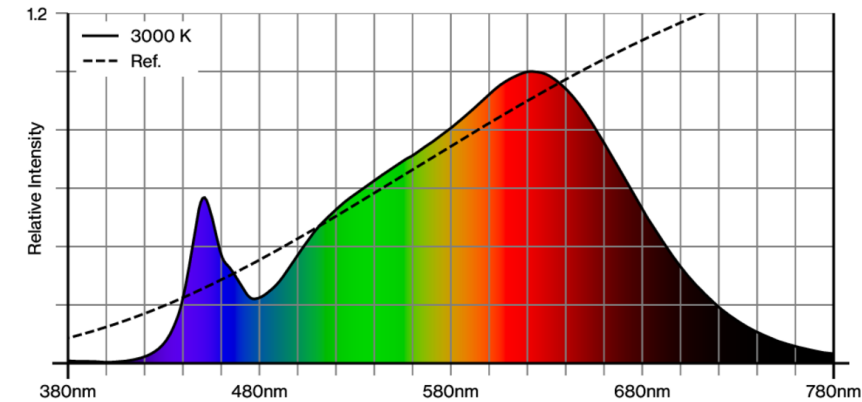
MF	LMF × RSMF × LLMF × LSF	RSMF ^a	Room Surface Maintenance Factor
MF	Maintenance Factor	LLMF	Lamp Lumens Maintenance Factor
LMF ^a	Luminaire Maintenance Factor	LSF	Lamp Survival Factor

^a According to "CIE 97, Maintenance of indoor electric lighting systems", 2005, ISBN 3-900-734-34-8. The values must be determined by the planner.

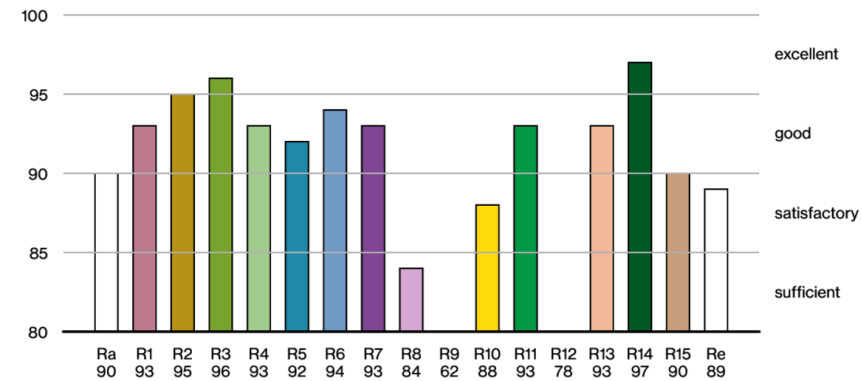
Circuit Breaker Types

Automatic Circuit Breaker Type	Number of Fixtures
B10	10
B13	13
B16	16
B20	21
C10	16
C13	21
C16	26
C20	35

Colour rendering



CRI/R_a ≥ 92 R_e ≥ 89 (3000 K)



INO 1200 circle

suspended
034-3444538H



Project / Type

Notes

Count / Date

TM30 colour vector graphic



The black line represents the black body reference. The red line indicates the results of the test light source. The deviation from the test light source to the reference is shown and is marked by arrows. The shorter the arrows, the higher the color rendering.