

INO TRIPLE circle

suspended


034-3845538H



Project / Type

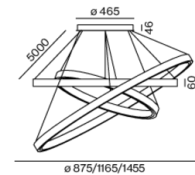
Notes

Count / Date



3 pcs. ring-shaped light fittings in rolled and seamlessly welded extruded aluminium profile; surface jet black powder coated; suspended luminaire with 5000mm cable suspension (canopy central); height adjustment without tools; light fitting individually height adjustable; incl. transparent feed; 3 pcs. electronic operating units installed in the canopy; light colour 3000 K; binning initial MacAdam ≤ 3 SDCM; CRI ≥ 90 ; min. 90% of luminous flux after 50000 operating hours; energy efficient LEDs with high CRI; HPO (High Performance Opal) cover for uniform illumination; inwards facing emission characteristics; direct/indirect light emission for additional accentuation of the ceiling; canopy with 2 cable openings and plug-in terminal for through wiring; degree of protection IP20; PC1; internal wiring in light halogen free; incl. 3 pcs. DALI-2 converters; light fitting separately controllable; light source replaceable by an authorized professional; control gear replaceable by an authorized professional;

Product drawing



General

Ceiling | Suspended

jet black | RAL 9005

IP20

direct 14600 lm

total 17500 lm

LED

3000 K

CRI ≥ 90

L90 / 50000 h

initial MacAdam ≤ 3 SDCM

R_g: 99 | R_f: 91 | R_{h-15}: 89

MR 0.61 | MDER 0.55

Optical

High Performance Opal | opal (lambertsch)

PstLM ≤ 1.0 ¹ | SVM ≤ 0.4 ¹

Electrical

DALI-2 | 3 DALI Addr.

PC1 | 220-240 V

system 150 W

Physical

cable 5000 mm

diameter 1455 mm | height 60 mm

13.6 kg

¹ Value of containing product at full load (undimmed)

Installation instructions



[‘034-3845538H’] The technical data represent rated values for an ambient temperature of 25°C. The data values for the luminous flux are initially subject to a tolerance of +/- 10%, those for the electrical connected load are initially subject to a tolerance of +/- 10%, and those for the colour temperature are initially subject to a tolerance of +/- 150 K. No liability is assumed for typographical or printing errors. The general terms and conditions of XAL GmbH apply.
© XAL GmbH · Auer-Welsbach-Gasse 36 · 8055 Graz · Austria · www.xal.com



Project / Type

Notes

Count / Date

Maintenance Factors

Operating Time [h]	10 000	20 000	30 000	40 000	50 000
LLMF	0.98	0.96	0.94	0.92	0.9
LSF	1	1	1	1	1

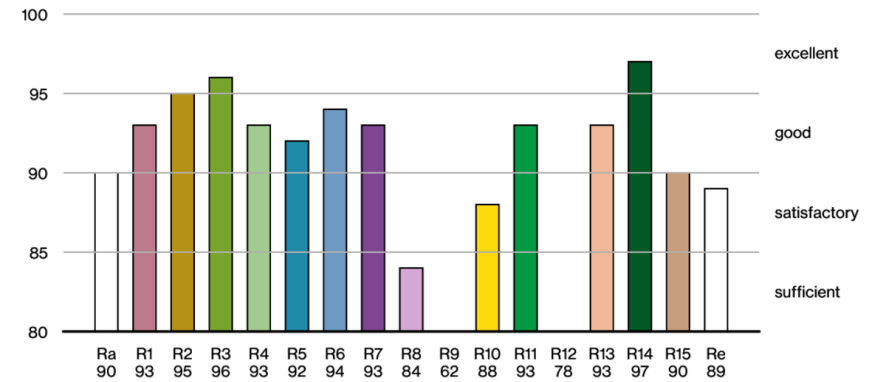
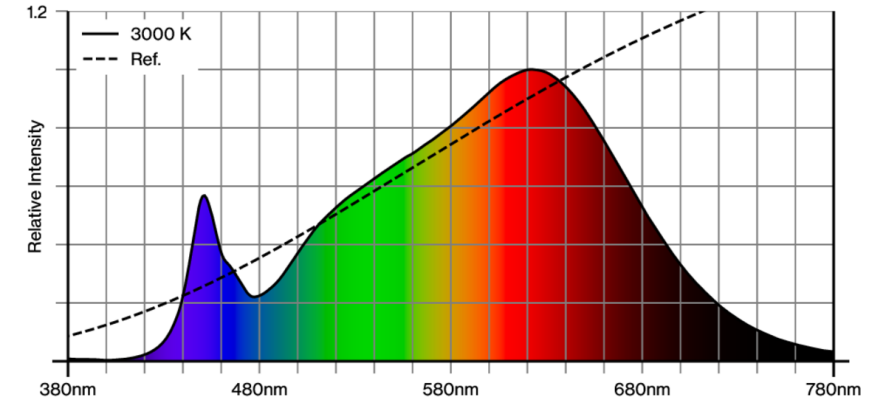
MF	LMF × RSMF × LLMF × LSF	RSMF ^a	Room Surface Maintenance Factor
MF	Maintenance Factor	LLMF	Lamp Lumens Maintenance Factor
LMF ^a	Luminaire Maintenance Factor	LSF	Lamp Survival Factor

^a According to "CIE 97, Maintenance of indoor electric lighting systems", 2005, ISBN 3-900-734-34-8. The values must be determined by the planner.

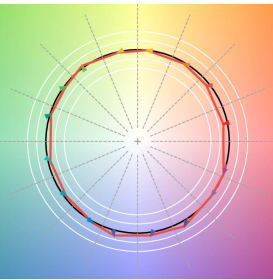
Circuit Breaker Types

Automatic Circuit Breaker Type	Number of Fixtures
B10	2
B13	3
B16	4
B20	5
C10	4
C13	6
C16	7
C20	9

Colour rendering



TM30 colour vector graphic



The black line represents the black body reference. The red line indicates the results of the test light source. The deviation from the test light source to the reference is shown and is marked by arrows. The shorter the arrows, the higher the color rendering.