


INO 750 square

suspended

034-4442437H

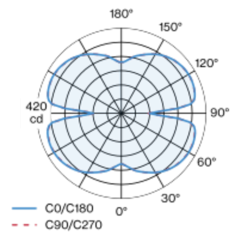


Project / Type	
Notes	
Count / Date	

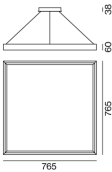


Square light fitting made of aluminium; seamlessly welded; surface white powder coated; suspended luminaire with 2000mm cable suspension (canopy central); height adjustment without tools; incl. transparent feed; electronic operating unit installed in the canopy; light colour 2700 K; binning initial MacAdam ≤ 3 SDCM; CRI ≥ 90 ; min. 90% of luminous flux after 50000 operating hours; energy efficient LEDs with high CRI; HPO (High Performance Opal) cover for uniform illumination; inwards facing emission characteristics; direct/indirect light emission for additional accentuation of the ceiling; canopy with 2 cable openings and plug-in terminal for through wiring; degree of protection IP20; PC1; 220-240 V; internal wiring in light halogen free; incl. DALI-2 converter; light source replaceable by an authorized professional; control gear replaceable by an authorized professional;

Light distribution



Product drawing



General

Ceiling , Suspended	
white , RAL 9010 ¹	
IP20	
indirect 2160 lm	
direct 2170 lm	
total 4330 lm	

LED

2700 K	
CRI ≥ 90	
L90 / 50000 h	
initial MacAdam ≤ 3 SDCM	
R _g : 101 , R _r : 90 , R _{f(1-5)} : 88	
MR 0.51	
MDER 0.46	

Optical

High Performance Opal	
opal (lambertsch)	
PstLM ≤ 1.0 ²	
SVM ≤ 0.4 ²	

Electrical

DALI-2	
220-240 V	
system 39 W	
system 111 lm/W ³	
PC1	
1 DALI Addr.	

Physical

cable 2000 mm	
length 765 mm	
width 765 mm	
height 60 mm	
3.5 kg	

¹ RAL code ² Value of containing product at full load (undimmed)
³ incl. consideration of optical losses, internal control unit losses & operating device efficiency

Installation instructions



Lighting calculator



INO 750 square

suspended

034-4442437H



Project / Type

Notes

Count / Date

Maintenance Factors

Operating Time [h]	10 000	20 000	30 000	40 000	50 000
LLMF	0.98	0.96	0.94	0.92	0.9
LSF	1	1	1	1	1
MF	LMF × RSMF × LLMF × LSF		RSMF ^a	Room Surface Maintenance Factor	
MF	Maintenance Factor		LLMF	Lamp Lumens Maintenance Factor	
LMF ^a	Luminaire Maintenance Factor		LSF	Lamp Survival Factor	

^a According to "CIE 97, Maintenance of indoor electric lighting systems", 2005, ISBN 3-900-734-34-8. The values must be determined by the planner.

Circuit Breaker Types

Automatic Circuit Breaker Type	Number of Fixtures
B10	9
B13	13
B16	15
B20	18
C10	18
C13	26
C16	30
C20	36

