

# INO 750 square

suspended


034-444253XH



Project / Type

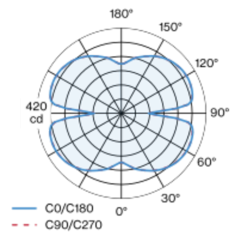
Notes

Count / Date

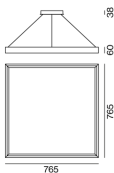


Square light fitting made of aluminium; seamlessly welded; surface special colours powder coated; suspended luminaire with 2000mm cable suspension (canopy central); height adjustment without tools; incl. transparent feed; electronic operating unit installed in the canopy; light colour 3000 K; binning initial MacAdam  $\leq 3$  SDCM; CRI  $\geq 90$ ; min. 90% of luminous flux after 50000 operating hours; energy efficient LEDs with high CRI; HPO (High Performance Opal) cover for uniform illumination; inwards facing emission characteristics; direct/indirect light emission for additional accentuation of the ceiling; canopy with 2 cable openings and plug-in terminal for through wiring; degree of protection IP20; PC1; 220-240 V; internal wiring in light halogen free; incl. DALI-2 converter; light source replaceable by an authorized professional; control gear replaceable by an authorized professional;

## Light distribution



## Product drawing



## General

Ceiling , Suspended

special colours

IP20

indirect 2090 lm

direct 2100 lm

total 4190 lm

## LED

3000 K

CRI  $\geq 90$

L90 / 50000 h

initial MacAdam  $\leq 3$  SDCM

R<sub>g</sub>: 99 , R<sub>f</sub>: 91 , R<sub>(1-15)</sub>: 89

MR 0.61

MDER 0.55

## Optical

High Performance Opal

opal (lambertsch)

PstLM  $\leq 1.0$ <sup>1</sup>

SVM  $\leq 0.4$ <sup>1</sup>

## Electrical

DALI-2

220-240 V

system 39 W

system 107 lm/W<sup>2</sup>

PC1

1 DALI Addr.

## Physical

cable 2000 mm

length 765 mm

width 765 mm

height 60 mm

3.5 kg

<sup>1</sup> Value of containing product at full load (undimmed)  
<sup>2</sup> incl. consideration of optical losses, internal control unit losses & operating device efficiency

## Installation instructions



## Lighting calculator



# INO 750 square

suspended

034-444253XH



Project / Type

Notes

Count / Date

## Maintenance Factors

Operating Time [h]	10 000	20 000	30 000	40 000	50 000
LLMF	0.98	0.96	0.94	0.92	0.9
LSF	1	1	1	1	1
MF	LMF × RSMF × LLMF × LSF		RSMF <sup>a</sup>	Room Surface Maintenance Factor	
MF	Maintenance Factor		LLMF	Lamp Lumens Maintenance Factor	
LMF <sup>a</sup>	Luminaire Maintenance Factor		LSF	Lamp Survival Factor	

<sup>a</sup> According to "CIE 97, Maintenance of indoor electric lighting systems", 2005, ISBN 3-900-734-34-8. The values must be determined by the planner.

## Circuit Breaker Types

Automatic Circuit Breaker Type	Number of Fixtures
B10	9
B13	13
B16	15
B20	18
C10	18
C13	26
C16	30
C20	36

