

INO 1500 square

suspended


034-4445538H



Project / Type

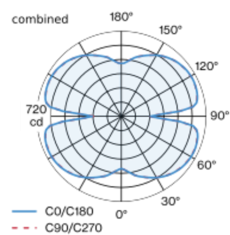
Notes

Count / Date

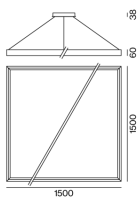


Square light fitting made of aluminium; seamlessly welded; surface black powder coated; suspended luminaire with 2000mm cable suspension (canopy central); height adjustment without tools; incl. transparent feed; electronic operating unit installed in the canopy; light colour 3000 K; binning initial MacAdam ≤ 3 SDCM; CRI ≥ 90 ; min. 90% of luminous flux after 50000 operating hours; energy efficient LEDs with high CRI; HPO (High Performance Opal) cover for uniform illumination; inwards facing emission characteristics; direct/indirect light emission for additional accentuation of the ceiling; canopy with 2 cable openings and plug-in terminal for through wiring; degree of protection IP20; PC1; 220-240 V; internal wiring in light halogen free; incl. DALI-2 converter; light source replaceable by an authorized professional; control gear replaceable by an authorized professional;

Light distribution



Product drawing



General

Ceiling , Suspended
black , RAL 9005 ¹
IP20
indirect 3840 lm
direct 3840 lm
total 7680 lm

LED

3000 K
CRI ≥ 90
L90 / 50000 h
initial MacAdam ≤ 3 SDCM
R_g: 99 , R_f: 91 , R₍₁₋₁₅₎: 89
MR 0.61
MDER 0.55

Optical

High Performance Opal
opal (lambertsch)
PstLM ≤ 1.0 ^{2 3}
SVM ≤ 0.4 ^{2 3}

Electrical

DALI-2
220-240 V
system 79 W
system 97 lm/W⁴
PC1
1 DALI Addr.

Physical

cable 2000 mm
length 1500 mm
width 1500 mm
height 60 mm
6 kg

¹ RAL code ² combined

³ Value of containing product at full load (undimmed)

⁴ incl. consideration of optical losses, internal control unit losses & operating device efficiency

Installation instructions



Lighting calculator



INO 1500 square

suspended
034-4445538H



Project / Type

Notes

Count / Date

Maintenance Factors

Operating Time [h]	10 000	20 000	30 000	40 000	50 000
LLMF	0.98	0.96	0.94	0.92	0.9
LSF	1	1	1	1	1

MF

MF

LMF^a

LMF × RSMF × LLMF × LSF

Maintenance Factor

Luminaire Maintenance Factor

RSMF^a

LLMF

LSF

Room Surface Maintenance Factor

Lamp Lumens Maintenance Factor

Lamp Survival Factor

^a According to "CIE 97, Maintenance of indoor electric lighting systems", 2005, ISBN 3-900-734-34-8. The values must be determined by the planner.

Circuit Breaker Types

Automatic Circuit Breaker Type	Number of Fixtures
B10	6
B13	8
B16	10
B20	12
C10	10
C13	13
C16	16
C20	20

