

MINO 60 high lumen


ceiling offset
046-47M863GH



Project / Type

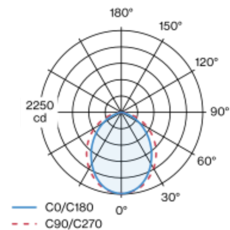
Notes

Count / Date

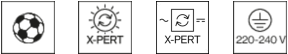


Luminaire housing made of extruded aluminium profile; light-tight end caps in aluminium; angular design; surface white aluminium powder coated; luminaire, ball proof version to DIN 18032-3 and DIN 57710 part 13 / VDE 0710 part 13; not suitable for indoor tennis centers (or halls with comparable ball sizes); LED light inset consisting of highly reflective lacquered aluminium for improved thermal management; light colour 4000 K; binning initial MacAdam ≤ 3 SDCM; CRI ≥ 80 ; min. 90% of luminous flux after 50000 operating hours; energy efficient LEDs with high CRI; HPO (High Performance Opal) cover for uniform illumination; degree of protection IP20; PC1; 220-240 V; incl. DALI-2 converter; light source replaceable by an authorized professional; control gear replaceable by an authorized professional;

Light distribution



Product drawing



General

Ceiling | Surface

white aluminium | RAL 9006

IP20

Ball impact resistant DIN 18032-3

5200 lm

2220 lm/m

LED

4000 K

CRI ≥ 80

L90 / 50000 h

initial MacAdam ≤ 3 SDCM

MR 0.72 | MDER 0.65

Optical

High Performance Opal | opal (lambertsch)

PstLM ≤ 1.0 ¹ | SVM ≤ 0.4 ¹

Electrical

DALI-2 | 1 DALI Addr.

PC1 | 220-240 V

system 45 W

system 116 lm/W ²

19 W/m

Physical

length 2347 mm | width 60 mm | height 90 mm

¹ Value of containing product at full load (undimmed)
² incl. consideration of optical losses, internal control unit losses & operating device efficiency

Installation instructions



Lighting calculator



MINO 60 high lumen

ceiling offset
046-47M863GH



Project / Type

Notes

Count / Date

Maintenance Factors

Operating Time [h]	10 000	20 000	30 000	40 000	50 000
LLMF	0.98	0.96	0.94	0.92	0.9
LSF	1	1	1	1	1

MF

LMF × RSMF × LLMF × LSF

MF

Maintenance Factor

LMF^a

Luminaire Maintenance Factor

RSMF^a

Room Surface Maintenance Factor

LLMF

Lamp Lumens Maintenance Factor

LSF

Lamp Survival Factor

^a According to "CIE 97, Maintenance of indoor electric lighting systems", 2005, ISBN 3-900-734-34-8. The values must be determined by the planner.

Circuit Breaker Types

Automatic Circuit Breaker Type	Number of Fixtures
B10	7
B13	10
B16	12
B20	14
C10	10
C13	20
C16	24
C20	28

