

SETA linear direct / indirect power


suspended system
074-5036538B



Project / Type

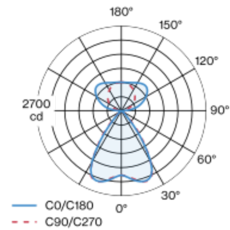
Notes

Count / Date

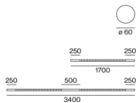


Luminaire housing made of extruded aluminium profile; extremely slim design (only Ø 61 mm) linear; converter integrated into luminaire housing; no visible screws; for lighting systems; surface jet black powder coated; for suspended mounting (1500 mm cable suspension as an accessory); with integrated toolless suspension height adjustment on the luminaire; spring clip attachment to the luminaire; extruded profile for improved thermal management; light colour 3000 K; binning initial MacAdam ≤ 3 SDCM; CRI ≥ 80 ; min. 90% of luminous flux after 50000 operating hours; energy efficient LEDs with high CRI; high gloss reflector with faceted design; Reflector dark chrome; UGR ≤ 13 ; VDU compatible workplace luminaire according to DIN EN 12464-1; luminance above $65^\circ \leq 1500$ cd/m²; direct/indirect illumination characteristic; indirect light component with integrated PC boards and high quality lens system for maximum, homogeneous ceiling illumination, separately controllable; degree of protection IP20; PC1; 220-240 V; internal wiring in light halogen free; incl. DALI-2 converter; accessories are listed separately; light source replaceable by an authorized professional; control gear replaceable by an authorized professional;

Light distribution



Product drawing



General

Ceiling | Suspended

jet black | RAL 9005

Reflector dark chrome

IP20

indirect 3710 lm | direct 3170 lm

total 6880 lm

LED

3000 K

CRI ≥ 80

L90 / 50000 h

initial MacAdam ≤ 3 SDCM

MR 0.56 | MDER 0.51

Optical

Reflector | symmetric

UGR ≤ 13 | $\geq 65^\circ < 1500$ cd/m²

PstLM ≤ 1.0 ¹ | SVM ≤ 0.4 ¹

Electrical

DALI-2 | 2 DALI Addr.

PC1 | 220-240 V

system 51 W

system 135 lm/W²

Physical

length 1700 mm | width 60 mm | height 60 mm

2.8 kg

¹ Value of containing product at full load (undimmed)
² incl. consideration of optical losses, internal control unit losses & operating device efficiency

Installation instructions



Lighting calculator



SETA linear direct / indirect power

suspended system

074-5036538B



Project / Type

Notes

Count / Date

Maintenance Factors

Operating Time [h]	10 000	20 000	30 000	40 000	50 000
LLMF	0.98	0.96	0.94	0.92	0.9
LSF	1	1	1	1	1

MF LMF × RSMF × LLMF × LSF
MF Maintenance Factor
LMF^a Luminaire Maintenance Factor

RSMF^a Room Surface Maintenance Factor
LLMF Lamp Lumens Maintenance Factor
LSF Lamp Survival Factor

^a According to "CIE 97, Maintenance of indoor electric lighting systems", 2005, ISBN 3-900-734-34-8. The values must be determined by the planner.

Circuit Breaker Types

Automatic Circuit Breaker Type	Number of Fixtures
B10	15
B13	20
B16	25
B20	31
C10	26
C13	33
C16	42
C20	52

MOUNTING

END CAPS

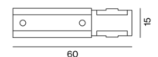
COLOUR	Ø (MM)	ARTICLE NUMBER(S)
white	60	074-5090017
black	60	074-5090018



MOUNTING

LINEAR CONNECTOR ceiling

TYPE	ARTICLE NUMBER(S)
mechanical	074-5091110



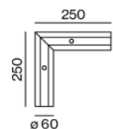
LINEAR CONNECTOR incl. cable suspension

TYPE	ARTICLE NUMBER(S)
mechanical	074-6091120



CORNER CONNECTOR

TYPE	COLOUR	L-W-H (MM)	ARTICLE NUMBER(S)
90°	white	60-250-250	074-5091217
90°	black	60-250-250	074-5091218



['074-5036538B'] The technical data represent rated values for an ambient temperature of 25°C. The data values for the luminous flux are initially subject to a tolerance of +/- 10%, those for the electrical connected load are initially subject to a tolerance of +/- 10%, and those for the colour temperature are initially subject to a tolerance of +/- 150 K. No liability is assumed for typographical or printing errors. The general terms and conditions of XAL GmbH apply.
© XAL GmbH · Auer-Welsbach-Gasse 36 · 8055 Graz · Austria · www.xal.com

02.08.2025

SETA linear direct / indirect power

suspended system
074-5036538B



Project / Type

Notes

Count / Date

MOUNTING

CEILING FASTENER

COLOUR	L-W-H (MM)	ARTICLE NUMBER(S)
traffic white	67-48-8	050-204127
jet black	67-48-8	050-204128




CABLE SUSPENSION

COLOUR	ARTICLE NUMBER(S)
chrome	005-2152110




CANOPY

COLOUR	L-W-H (MM)	ARTICLE NUMBER(S)
pure white	90-90-22	005-2212417
jet black	90-90-22	005-2212418



THROUGH WIRE

TYPE	ARTICLE NUMBER(S)
10 pieces	004-90005



OPTICAL

BLIND COVER

COLOUR	ARTICLE NUMBER(S)
white	074-5099107
black	074-5099108
white	074-5099117
black	074-5099118

