


# MITA circle 160

trimless

074-8222618B 002-91120



Project / Type
Notes
Count / Date



## General

Ceiling , Recessed
black , RAL 9005 <sup>1</sup>
Reflector dark chrome
IP20
853 lm
fixture 134 lm/W <sup>2</sup>

## LED

4000 K
CRI ≥ 80
L90 / 50000 h
initial MacAdam ≤ 3 SDCM
MR 0.72
MDER 0.65

## Optical

Reflector
symmetric
UGR ≤ 19 , ≥65° <1500 cd/m <sup>2</sup>
PstLM ≤ 1.0 <sup>3</sup>
SVM ≤ 0.4 <sup>3</sup>

## Electrical

DALI-2
220-240 V
system 8.5 W
fixture 6.4 W
22 Vf
300 mA
PC2
1 DALI Addr.

## Physical

trimless
diameter 160 mm
height 47 mm
1.52 kg

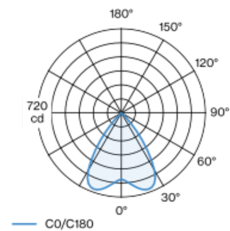
## Cutout

diameter 161 mm
min. ceiling thickness 12.5 mm
max. ceiling thickness 25 mm
recessed depth 60 mm

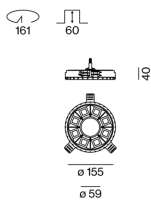
<sup>1</sup> RAL code  
<sup>2</sup> incl. consideration of optical losses & internal control unit losses  
<sup>3</sup> Value of containing product at full load (undimmed)

Ring-shaped light fitting in die-cast aluminium; extremely slim design; for trimless installation in plasterboard ceilings; suitable for ceiling thickness of 12.5/15/20/25 mm; surface black powder coated; incl. blind cover made of plastic in the cut-out; SASSO 60 round or SPIO 60 for installation in the cut-out available as an accessory; light colour 4000 K; binning initial MacAdam ≤ 3 SDCM; CRI ≥ 80; min. 90% of luminous flux after 50000 operating hours; energy efficient LEDs with high CRI; high gloss reflector with faceted design; Reflector dark chrome; UGR ≤ 19; VDU compatible workplace luminaire according to DIN EN 12464-1; luminance above 65° ≤ 1500 cd/m<sup>2</sup>; degree of protection IP20; PC2; 220-240 V; internal wiring in light halogen free; incl. DALI-2 converter; converter wired secondary side; through wiring connection box, 3-pole or 5-pole, available as an accessory; accessories are listed separately; light source replaceable by an authorized professional; control gear replaceable by an authorized professional;

## Light distribution



## Product drawing



## Installation instructions



## Lighting calculator



# MITA circle 160

trimless

074-8222618B 002-91120



Project / Type

Notes

Count / Date

## Maintenance Factors

Operating Time [h]	10 000	20 000	30 000	40 000	50 000
LLMF	0.98	0.96	0.94	0.92	0.9
LSF	1	1	1	1	1

MF	LMF × RSMF × LLMF × LSF	RSMF <sup>a</sup>	Room Surface Maintenance Factor
MF	Maintenance Factor	LLMF	Lamp Lumens Maintenance Factor
LMF <sup>a</sup>	Luminaire Maintenance Factor	LSF	Lamp Survival Factor

<sup>a</sup> According to "CIE 97, Maintenance of indoor electric lighting systems", 2005, ISBN 3-900-734-34-8. The values must be determined by the planner.

## Components

### POWER SUPPLY

TYPE	L-W-H (MM)	ARTICLE NUMBER(S)
44 W	97-43-30	002-91120



### Optional electrical accessories

#### DIN RAIL LED DRIVER

TYPE	L-W-H (MM)	ARTICLE NUMBER(S)
DALI-2   200-1050 mA   2 x 42W	36-88-59	005-6121030



#### DIN RAIL POWER SUPPLY

TYPE	L-W-H (MM)	ARTICLE NUMBER(S)
160 W	72-90-63	005-6520210

