

# TASK direct / indirect soft

free standing double long  
X059-2903157Z



Project / Type

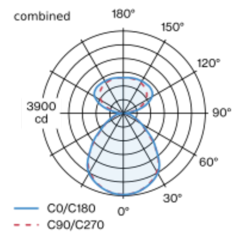
Notes

Count / Date

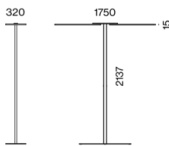


Free standing luminaire with two rectangular luminaire head made of aluminium and rounded edges; luminaire heads arranged linear; ultra low-profile design (only 15 mm); rectangular downpipe; pedestal with recess for table base (H-shape); surface pure white powder coated; direct/indirect light distribution by LGP body (Light Guiding Prism); side coupled light, directed up and down by laser engraving; microprismatic PMMA cover; completely homogeneous illumination; UGR ≤ 19; light colour 4000 K; binning initial MacAdam ≤ 3 SDCM; CRI ≥ 90; min. 90% of luminous flux after 50000 operating hours; energy efficient LEDs with high CRI; degree of protection IP20; PC1; 220-240 V; including TOUCH DIM control for individual control of the brightness; incl. connection cable (3m) with safety plug; light source replaceable by an authorized professional; control gear replaceable by an authorized professional;

## Light distribution



## Product drawing



### General

Floor | Standing

pure white | RAL 9010

IP20

indirect 7140 lm | direct 8760 lm

total 15900 lm

### LED

4000 K

CRI ≥ 90

L90 / 50000 h

initial MacAdam ≤ 3 SDCM

R<sub>g</sub>: 96 | R<sub>f</sub>: 90 | R<sub>t(1-15)</sub>: 87

MR 0.75 | MDER 0.68

### Optical

Microprismatic | microprismatic

UGR ≤ 19

PstLM ≤ 1.0<sup>1 2</sup> | SVM ≤ 0.4<sup>1 2</sup>

### Electrical

touch DIM on pole

PC1 | 220-240 V

system 143 W

system 111 lm/W<sup>3</sup>

### Physical

H-shape

length 1750 mm | width 320 mm | height 2137 mm

<sup>1</sup> combined <sup>2</sup> Value of containing product at full load (undimmed)  
<sup>3</sup> incl. consideration of optical losses, internal control unit losses & operating device efficiency

## Installation instructions



# TASK direct / indirect soft

free standing double long  
X059-2903157Z



Project / Type

Notes

Count / Date

## Maintenance Factors

Operating Time [h]	10 000	20 000	30 000	40 000	50 000
LLMF	0.98	0.97	0.95	0.93	0.92
LSF	1	1	1	1	1

MF

MF

LMF<sup>a</sup>

LMF × RSMF × LLMF × LSF

Maintenance Factor

Luminaire Maintenance Factor

RSMF<sup>a</sup>

LLMF

LSF

Room Surface Maintenance Factor

Lamp Lumens Maintenance Factor

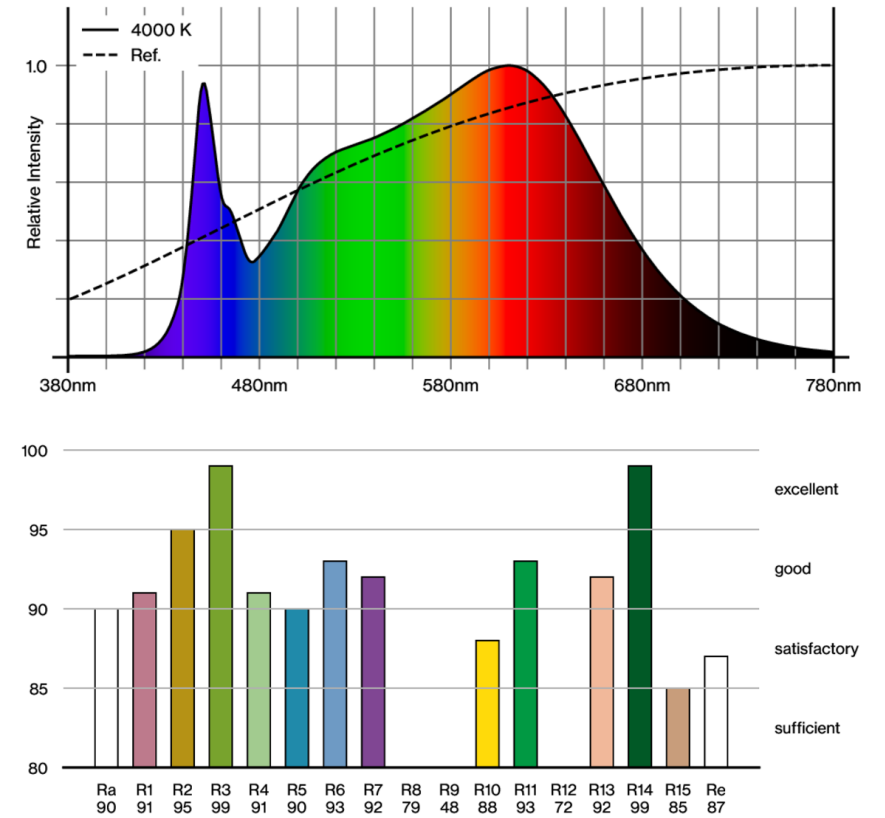
Lamp Survival Factor

<sup>a</sup> According to "CIE 97, Maintenance of indoor electric lighting systems", 2005, ISBN 3-900-734-34-8. The values must be determined by the planner.

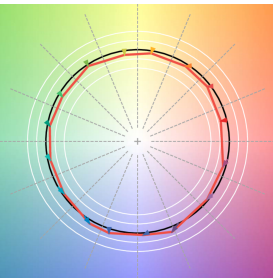
## Circuit Breaker Types

Automatic Circuit Breaker Type	Number of Fixtures
B10	4
B13	6
B16	7
B20	9
C10	7
C13	10
C16	12
C20	15

## Colour rendering



## TM30 colour vector graphic



The black line represents the black body reference. The red line indicates the results of the test light source. The deviation from the test light source to the reference is shown and is marked by arrows. The shorter the arrows, the higher the color rendering.

