

SASSO 100 round adjustable

trim 2 lamps

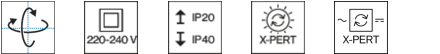
048-2720E17M 048-2798318 002-90776



Project / Type

Notes

Count / Date



General

Ceiling | Recessed

tilt max 30°

rotation 360°

white | RAL 9016 ¹

Mounting set jet black

front IP40 | back IP20

4120 lm

fixture 87 lm/W ²

LED

colour warm dimming | 1800 K - 3000 K

CRI ≥ 90

L90 / 50000 h

initial MacAdam ≤ 3 SDCM

R_g: 100 | R_f: 89 | R_{f1-15}: 89

MR 0.56 | MDER 0.51

Optical

medium | beam angle 34°

PstLM ≤ 1.0 ³ | SVM ≤ 0.4 ³

Electrical

DALI-2 | 1 DALI Addr.

PC2 | 220-240 V

system 56 W | fixture 23.8 W

total fixtures 48 W

700 mA

Physical

trim

length 218 mm | width 118 mm | height 95 mm

0.59 kg

Cutout

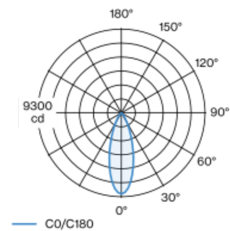
diameter 105 mm | length 205 mm | width 105 mm

min. ceiling thickness 2 mm | max. ceiling thickness 25 mm

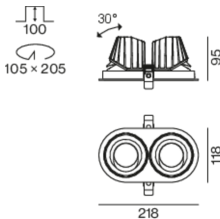
recessed depth 100 mm

Round recessed spotlight in die-cast aluminium; 2 lamps; surface white; 360° rotatable and 30° tiltable; installation without tools in mounting set due to patented ball catch system; oval installation housing; with trim jet black; suitable for ceiling thickness of 2-25 mm; passive cooling of the LEDs through improved heat sink geometry; with COB (Chip on Board) technology for maximum efficiency; no appearance of multiple shadows; CWD (Colour Warm Dimming) of 1800K - 3000K; binning initial MacAdam ≤ 3 SDCM; CRI ≥ 90; min. 90% of luminous flux after 50000 operating hours; energy efficient LEDs with high CRI; incl. high quality lens system; precise radiation characteristic with 34° beam; degree of protection from below IP40 (from above IP20); PC2; 220-240 V; incl. DALI-2 converter; through wiring connection box, 3-pole or 5-pole, available as an accessory; accessories are listed separately; light source replaceable by an authorized professional; control gear replaceable by an authorized professional;

Light distribution



Product drawing



¹ RAL code

² incl. consideration of optical losses & internal control unit losses

³ Value of containing product at full load (undimmed)

Installation instructions



Lighting calculator

