



BASO 60 IP54

surface

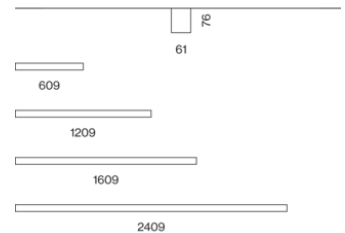
EN Luminaire housing from extruded aluminium profile, angular design; light-tight end caps in aluminium, no visible screws; surface powder coated; suitable for wall or ceiling mounting; luminaire profile (end caps come pre-assembled) can be pre-mounted; remaining luminaire components mounted without tools; closed light insert made of PMMA, consisting of converter unit and circuit board unit; light inset with screwed-on, thus maintenance-friendly, transparent end cap in PMMA; HPO (High Performance Opal) cover for uniform illumination; energy-efficient LEDs with very good colour rendering; IP67 socket connector system for easy and sealed electrical connection

DE Leuchtenkörper aus Aluminiumstrangpressprofil, kantige Ausführung; lichtdicht abschließende Enddeckel aus Aluminium, keine sichtbaren Schrauben; Oberfläche pulverbeschichtet; geeignet für Wand- oder Deckenmontage; Leuchtenprofil (Enddeckel werkseitig vormontiert) vorab montierbar; restliche Leuchtenkomponenten werkzeuglos montierbar; geschlossener Lichteinsatz aus PMMA, bestehend aus Konvertereinheit und Platineinheit; Lichteinsatz mit verschraubtem, dadurch wartungsfreundlichen, transparenten PMMA Enddeckel; HPO (High Performance Opal) Abdeckung für homogene Ausleuchtung; energieeffiziente LEDs mit sehr guter Farbwiedergabe; IP67-Buchsen-Steckersystem für dichten elektrischen Anschluss

Quickinfo

3000 K, 4000 K
CRI \geq 80 / 3 SDCM
up to 2,340 lm/m
up to 130 lm/W
L90 / 50000 h
DALI-2
High Performance Opal
IP54

Types




Colour



Light distributions



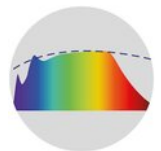
quick
installation




system solution



dust & splash
water
protection (IP
54)



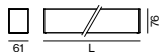
CRI \geq 98
XPECTRUM
(optional)



BASO 60 IP54 surface



OPAL CRI ≥ 80, DALI-2



SYSTEM	LENGTH	COLOUR TEMP.	LUM. FLUX	SYSTEM	ORDER CODE
10.8 W	609 mm	3000 K	1320 lm	122 lm/W	8 4 5 - 4 1 2 2 5 3 <input checked="" type="checkbox"/> H
		4000 K	1400 lm	130 lm/W	8 4 5 - 4 1 2 2 6 3 <input checked="" type="checkbox"/> H
21.5 W	1209 mm	3000 K	2640 lm	123 lm/W	8 4 5 - 4 1 2 4 5 3 <input checked="" type="checkbox"/> H
		4000 K	2800 lm	130 lm/W	8 4 5 - 4 1 2 4 6 3 <input checked="" type="checkbox"/> H
28.7 W	1609 mm	3000 K	3520 lm	123 lm/W	8 4 5 - 4 1 2 5 5 3 <input checked="" type="checkbox"/> H
		4000 K	3730 lm	130 lm/W	8 4 5 - 4 1 2 5 6 3 <input checked="" type="checkbox"/> H
43.0 W	2409 mm	3000 K	5280 lm	123 lm/W	8 4 5 - 4 1 2 8 5 3 <input checked="" type="checkbox"/> H
		4000 K	5600 lm	130 lm/W	8 4 5 - 4 1 2 8 6 3 <input checked="" type="checkbox"/> H

Order options

COLOUR

pure white RAL 9010

umbra grey RAL 7022



7

D

Office BIG HQ, Copenhagen

Denmark

Architect
BIG Architects

Lighting Design
Anker & Co.

Photographer
Anker & Co.



Used products



**BASO 60 IP54
surface**

