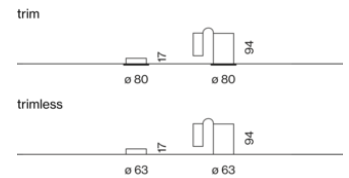




## Quickinfo

6500 K  
DALI-2 ESSENTIAL sensor, DALI-2  
SENSE sensor  
front IP20, IP40, back IP20

## Types



## Colour



## Mounting set



# SASSO 60 round sensor / emergency

**EN** Round inset (Emergency Light or Sensor); installation without tools in mounting set (trimless or with trim); surface lacquered; installation possible in different housings; LED emergency light inset: 3 variants with different test possibilities - Basic with test button, selftest with status LED or Pro DALI with monitoring via DALI; sensor with DALI-2 control: 2 variants - Basic with brightness and presence sensor or Pro with additional temperature, humidity, air quality and noise level measurement

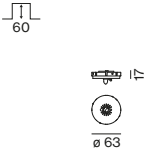
**DE** Runder Einsatz (Notlicht bzw. Sensor); werkzeuglose Montage im Montageset (randlos oder mit umlaufendem Rand); Oberfläche lackiert; Einbau in unterschiedlichen Gehäusen möglich; LED Notlicht-Einsatz: 3 Varianten mit verschiedenen Testmöglichkeiten - Basic mit Prüftaste, Selbsttest mit Status-LED oder Pro DALI mit Überwachung über DALI; Sensor mit DALI-2 Steuerung: 2 Varianten - Basic mit Helligkeits- und Anwesenheitssensor oder Pro mit zusätzlicher Temperatur-, Luftfeuchtigkeits-, Luftqualitäts- und Lärmpegelmessung



SASSO 60 round sensor essential




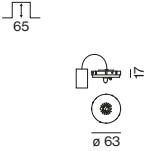
COLOUR	ORDER CODE
jet black	0 4 8 - 2 6 9 3 1 1 1
traffic white	0 4 8 - 2 6 9 3 1 1 7



SASSO 60 round sensor sense



COLOUR	ORDER CODE
jet black	0 4 8 - 2 6 9 3 1 2 1
traffic white	0 4 8 - 2 6 9 3 1 2 7



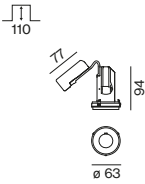
SASSO 60 round emergency light



3H | BASIC | SPOT LENS / ESCAPE ROUTE LENS / ANTI PANIC LENS CRI ≥ 80

SYSTEM	COLOUR TEMP.	LUM. FLUX	ORDER CODE
1.0 W	6500 K	217 lm	0 4 8 - 2 6 9 3 2 1 <input checked="" type="checkbox"/>

incl. 3 interchangeable lenses



3H | SELFTEST | SPOT LENS / ESCAPE ROUTE LENS / ANTI PANIC LENS CRI ≥ 80

SYSTEM	COLOUR TEMP.	LUM. FLUX	ORDER CODE
1.0 W	6500 K	217 lm	0 4 8 - 2 6 9 3 2 2 <input checked="" type="checkbox"/>

incl. 3 interchangeable lenses

3H | PRO | SPOT LENS / ESCAPE ROUTE LENS / ANTI PANIC LENS CRI ≥ 80

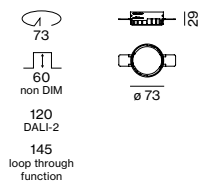
SYSTEM	COLOUR TEMP.	LUM. FLUX	ORDER CODE
1.0 W	6500 K	217 lm	0 4 8 - 2 6 9 3 2 3 <input checked="" type="checkbox"/>

incl. 3 interchangeable lenses

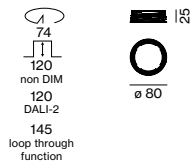
Order options

COLOUR	
jet black RAL 9005	<input checked="" type="checkbox"/> 1
traffic white RAL 9016	7

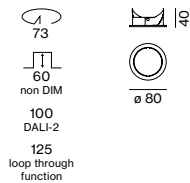
Mounting accessories (required)



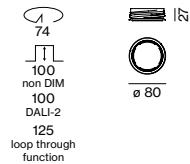
MOUNTING SET trimless				
TYPE	COLOUR	Ø·H (mm)	ORDER CODE	
for plasterboard ceilings 12.5/15/25 mm	traffic white	73·29	0 4 8 - 2 6 9 6 1 1 7	
for SASSO 60 round   SPIO 60 downlight				



MOUNTING SET trimless for soft acoustic ceilings				
COLOUR	CEILING THICKNESS	Ø·H (mm)	ORDER CODE	
traffic white	25-40 mm	80·25	0 4 8 - 2 6 9 6 1 9 7	

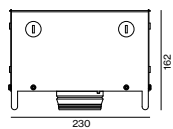


MOUNTING SET with trim 1 lamp for intermediate ceilings, 2-25 mm				
COLOUR	Ø·H (mm)	ORDER CODE		
traffic white	80·40	0 4 8 - 2 6 9 6 3 1 7		
jet black	80·40	0 4 8 - 2 6 9 6 3 1 8		



MOUNTING SET with trim for soft acoustic ceilings 25-40 mm				
COLOUR	Ø·H (mm)	ORDER CODE		
traffic white	80·27	0 4 8 - 2 6 9 6 3 9 7		
jet black	80·27	0 4 8 - 2 6 9 6 3 9 8		

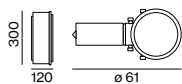
Mounting accessories (optional)



EXPOSED CONCRETE MOUNTING HOUSING			
COLOUR	L·W·H (mm)	ORDER CODE	
white aluminium	230·230·162	0 4 8 - 2 6 9 5 2 1 0	



MOUNTING TOOL			
TYPE	COLOUR	L·W·H (mm)	ORDER CODE
for soft acoustic ceilings	traffic black	77·77·35	0 4 8 - 2 6 9 5 9 1 8



PRIMED CONCRETE MOUNTING HOUSING	
L-W-H (mm)	ORDER CODE
614-307-120	0 4 8 - 2 6 9 5 1 1 0
order mounting set separately	

Electrical accessories (optional)

REPLACEMENT ACCUPACK

TYPE	ORDER CODE
3h battery life	0 4 8 - 2 6 9 3 9 1 0