



LITO 60

suspended

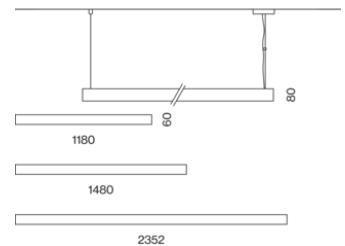
EN Luminaire housing from extruded aluminium profile, angular design; no visible screws; surface powder coated; pendant fitting with cable suspension; with integrated toolless suspension height adjustment; spring clip attachment to the luminaire; freely positionable; incl. transparent feed; light inset made from extruded profile for improved thermal management; micro prismatic PMMA diffuser incl. diffuser film for homogeneous illumination and reduced luminance; direct / indirect light distribution; indirect light component with integrated PCboards for maximum, homogeneous ceiling illumination; energy-efficient LEDs with very good colour rendering

DE Leuchtenkörper aus Aluminiumstrangpressprofil, kantige Ausführung; keine sichtbaren Schrauben; Oberfläche pulverbeschichtet; abgependelt mit Seilabhängung; werkzeuglose Höhenverstellung an der Leuchte; Befestigung an der Leuchte mittels Federclips; frei positionierbar; inkl. transparenter Einspeiseleitung; Lichteinsatz aus Strangpressprofil für verbessertes Thermomanagement; mikrop Prismatische PMMA-Abdeckung inkl. Diffusorfolie zur Reduktion der Leuchtdichte bei homogener Ausleuchtung; direkt / indirekte Abstrahlcharakteristik; Indirektlichtanteil mit eigenen Platinen für maximale, homogene Deckenaufhellung; energieeffiziente LEDs mit sehr guter Farbwiedergabe

Quickinfo

3000 K, 4000 K
 CRI \geq 80 / 3 SDCM
 UGR \leq 19
 up to ↓ 5,530 lm / ↑ 3,980 lm
 up to 4,060 lm/m
 up to 116 lm/W
 L90 / 50000 h
 DALI-2, non DIM, stand alone
 ESSENTIAL sensor
 Microprismatic
 IP20

Types




Colour




Light distributions



DiiA® standards
 251, 252, 253



microprismatic
 UGR \leq 19



suspension
 freely
 positionable



170° indirect
 illumination

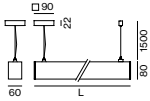


LITO 60 suspended


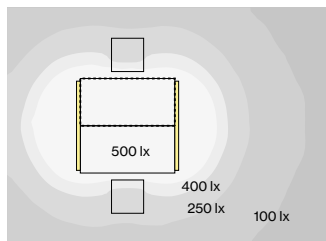


DIRECT / INDIRECT CRI ≥ 80

SYSTEM	LENGTH	COLOUR TEMP.	LUM. FLUX	SYSTEM	ORDER CODE
41.0 W	1180 mm	3000 K	↓2610/↑1880 lm	110 lm/W	0 4 6 - 5 2 2 4 5 ◆ Z
		4000 K	↓2760/↑1990 lm	116 lm/W	0 4 6 - 5 2 2 4 6 ◆ Z
51.0 W	1480 mm	3000 K	↓3260/↑2350 lm	110 lm/W	0 4 6 - 5 2 2 5 5 ◆ Z
		4000 K	↓3450/↑2480 lm	116 lm/W	0 4 6 - 5 2 2 5 6 ◆ Z
82.0 W	2352 mm	3000 K	↓5220/↑3750 lm	109 lm/W	0 4 6 - 5 2 2 8 5 ◆ Z
		4000 K	↓5530/↑3980 lm	116 lm/W	0 4 6 - 5 2 2 8 6 ◆ Z



Planning Information



LITO 60 suspended, 51W, 4000K
direct/indirect

ROOM VALUES

Room dimensions	5.4 × 4 × 2.8m
Reflection factor	0.7 0.5 0.2
Maintenance factor	0.8
Mounting height	2.25m

CALCULATION SURFACE

Surface dimensions	1.6 × 0.8
Surface height	0.75
Average illuminance (E _m)	> 500 lx
Uniformity (U ₀)	> 0.6

GLARE EVALUATION

Table Classification X=4H Y=8H S=0.25H	
UGR transversal	≤ 19
UGR axial	≤ 19

Order options

CONTROL		COLOUR	
non DIM	1	pure white RAL 9010	7
DALI-2	3	jet black RAL 9005	8
stand alone ESSENTIAL sensor	7	white aluminium RAL 9006	G

Grundschule St. Martin, South Tyrol

Italy

Architect

tasserball architekten

Photographer

rené riller fotografie



Used products



SONO surface



**UNICO L2 / L3 basic
recessed**



**UNICO L4 / L6 basic
recessed**



LITO 60 suspended







