



Quickinfo

3000 K, 3500 K, 4000 K
CRI \geq 90 / 2 SDCM
up to 141 lm/W
L80 / 50000 h
DALI-2, non DIM
front IP20, back IP20

Types



Colour



Mounting set



Light distributions



TWIST 100 1 lamp

recessed

EN Round recessed spotlight in die-cast aluminium; powder coated; installation without tools in mounting set (trimless or with trim) with ball catch system; 360° rotatable and 45° tiltable outward; COB (Chip on Board) technology for maximum efficiency; no multiple shadows; energy-efficient LEDs with very good colour rendering; high quality reflector with spherical facet finish; precise radiation characteristic; optical attachments as accessories; optical attachments can be combined

DE Runder Einbaustrahler aus Aluminiumdruckguss; pulverbeschichtet; werkzeuglose Montage im Montageset (randlos oder mit umlaufendem Rand) durch Kugelschnappsystem; 360° dreh- und 45° ausschwenkbar; COB (Chip on Board) Technologie für höchste Effizienz; keine Mehrfachschattenbildung; energieeffiziente LEDs mit sehr guter Farbwiedergabe; hochwertiger Reflektor mit sphärischer Facettenoptik; präzise Abstrahlcharakteristik; optische Aufsätze als Zubehör; optische Aufsätze miteinander kombinierbar



360° rotatable,
45° tiltable



optical
accessories
can be
combined
(max. 2)



TWIST 100 recessed



SPOT CRI ≥ 90

FIXTURE	COLOUR TEMP.	LUM. FLUX	FIXTURE	ORDER CODE
22.7 W, 650 mA	3000 K	3100 lm	136 lm/W	0 4 8 - 1 1 2 1 0 1 <input checked="" type="checkbox"/> S
	3500 K	3140 lm	138 lm/W	0 4 8 - 1 1 2 1 2 1 <input checked="" type="checkbox"/> S
	4000 K	3140 lm	138 lm/W	0 4 8 - 1 1 2 1 1 1 <input checked="" type="checkbox"/> S


MEDIUM CRI ≥ 90

FIXTURE	COLOUR TEMP.	LUM. FLUX	FIXTURE	ORDER CODE
22.7 W, 650 mA	3000 K	3150 lm	139 lm/W	0 4 8 - 1 1 2 1 0 1 <input checked="" type="checkbox"/> M
	3500 K	3190 lm	140 lm/W	0 4 8 - 1 1 2 1 2 1 <input checked="" type="checkbox"/> M
	4000 K	3200 lm	141 lm/W	0 4 8 - 1 1 2 1 1 1 <input checked="" type="checkbox"/> M

FLOOD CRI ≥ 90

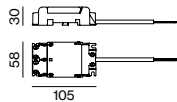
FIXTURE	COLOUR TEMP.	LUM. FLUX	FIXTURE	ORDER CODE
22.7 W, 650 mA	3000 K	3110 lm	137 lm/W	0 4 8 - 1 1 2 1 0 1 <input checked="" type="checkbox"/> F
	3500 K	3150 lm	138 lm/W	0 4 8 - 1 1 2 1 2 1 <input checked="" type="checkbox"/> F
	4000 K	3160 lm	139 lm/W	0 4 8 - 1 1 2 1 1 1 <input checked="" type="checkbox"/> F

Planning Information



2 optical accessories can be combined

Electrical mounting accessories (optional)

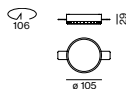


THROUGH WIRING CONNECTION BOX

TYPE	L-W-H (mm)	ORDER CODE
non DIM cable ø 4 – 12 mm	105-58-30	0 0 5 - 2 5 3 1 1 1 0
DALI cable ø 4 – 12 mm	105-58-30	0 0 5 - 2 5 5 1 1 1 0

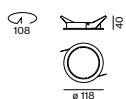
Linect®-Ready

Mounting accessories (required)



MOUNTING SET trimless

TYPE	COLOUR	Ø-H (mm)	ORDER CODE
for plasterboard ceilings 12.5/15/25 mm	traffic white	105-29	0 4 8 - 2 7 9 6 1 1 7



MOUNTING SET with trim 1 lamp for intermediate ceilings, 2-25 mm

COLOUR	Ø-H (mm)	ORDER CODE
traffic white	118-40	0 4 8 - 2 7 9 6 3 1 7
jet black	118-40	0 4 8 - 2 7 9 6 3 1 8

Order options

COLOUR	
traffic white RAL 9016	7
jet black RAL 9005	8

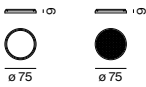
Electrical accessories (required)

POWER SUPPLY 650 mA, PC2, -264 V AC

TYPE	INPUT VOLTAGE	EFFICIENCY	L-W-H (mm)	ORDER CODE
31 W non DIM	198 V AC	η 88 %	143-43-30	0 0 2 - 9 0 7 8 0
28 W DALI-2	176 V AC	η 85 %	143-43-30	0 0 2 - 9 0 7 8 9

Optical accessories (optional)

HONEYCOMB LOUVER



Ø-H (mm)	ORDER CODE
75-9	0 8 0 - 6 4 0 1 1 1 8



LINEAR PRISMATIC LENS

Ø-H (mm)	ORDER CODE
75-9	0 8 0 - 6 4 0 2 1 1 0 P



SNOOT angle

Ø-H (mm)	ORDER CODE
66-38	0 8 0 - 6 4 0 3 3 1 8



SNOOT medium

Ø-H (mm)	ORDER CODE
66-38	0 8 0 - 6 4 0 3 2 1 8



SNOOT short

Ø-H (mm)	ORDER CODE
66-23	0 8 0 - 6 4 0 3 1 1 8

Kastner & Öhler AG Kaufhaus Tyrol, Innsbruck

Austria

Architect

DIOMA AG / WHIR3 /
K&Ö Bauabteilung

Lighting Design

VEDDER.LICHTMANAGEMENT

Photographer


Jens Pfisterer



Used products



VARO 80 / 110



TWIST 100 1 lamp
recessed







