

MINO 60 CIRCLE 1000

direct / indirect


suspended
034-2213537Z



Project / Type

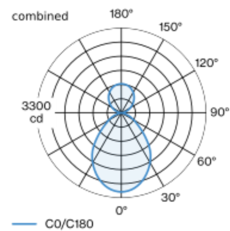
Notes

Count / Date

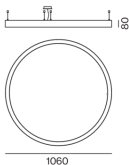


Ring-shaped light fitting in rolled and seamlessly welded extruded aluminium profile; suspended luminaire with 1500mm cable suspension; with integrated toolless suspension height adjustment on the luminaire; incl. feed (white); surface white powder coated; LED light inset consisting of highly reflective lacquered aluminium for improved thermal management; light colour 3000 K; binning initial MacAdam ≤ 3 SDCM; CRI ≥ 80 ; min. 90% of luminous flux after 50000 operating hours; energy efficient LEDs with high CRI; micro prismatic PMMA diffuser incl. diffuser film for homogeneous illumination and reduced luminance; direct/indirect light emission for additional accentuation of the ceiling; indirect light component with special PCBs for increased luminous flux and maximum ceiling illumination; degree of protection IP20; PC1; 220-240 V; internal wiring in light halogen free; incl. DALI-2 converter; sound absorbing accessories available; light source replaceable by an authorized professional; control gear replaceable by an authorized professional;

Light distribution



Product drawing



General

Ceiling | Suspended

white | RAL 9010 ¹

IP20

indirect 3010 lm | direct 5710 lm

total 8720 lm

LED

3000 K

CRI ≥ 80

L90 / 50000 h

initial MacAdam ≤ 3 SDCM

MR 0.56 | MDER 0.51

Optical

Microprismatic | microprismatic

UGR ≤ 19

PstLM $\leq 1.0^2$ ³ | SVM $\leq 0.4^2$ ³

Electrical

DALI-2 | 5 DALI Addr.

PC1 | 220-240 V

system 71 W

system 123 lm/W ⁴

Physical

cable 1500 mm

diameter 1060 mm | height 80 mm

centerline radius 500 mm

8 kg

¹ RAL code ² combined
³ Value of containing product at full load (undimmed)
⁴ incl. consideration of optical losses, internal control unit losses & operating device efficiency

Installation instructions



MINO 60 CIRCLE 1000

direct / indirect

suspended
034-2213537Z



Project / Type _____

Notes _____

Count / Date _____

Maintenance Factors

Operating Time [h]	10 000	20 000	30 000	40 000	50 000
LLMF	0.98	0.96	0.94	0.92	0.9
LSF	1	1	1	1	1
MF	LMF × RSMF × LLMF × LSF		RSMF ^a	Room Surface Maintenance Factor	
MF	Maintenance Factor		LLMF	Lamp Lumens Maintenance Factor	
LMF ^a	Luminaire Maintenance Factor		LSF	Lamp Survival Factor	

^a According to "CIE 97, Maintenance of indoor electric lighting systems", 2005, ISBN 3-900-734-34-8. The values must be determined by the planner.

Circuit Breaker Types

Automatic Circuit Breaker Type	Number of Fixtures
B10	3
B13	5
B16	6
B20	7
C10	6
C13	8
C16	10
C20	12

Acoustic accessories

MINO CIRCLE ACOUSTIC 1000 inlay

COLOUR	Ø (MM)	ARTICLE NUMBER(S)
marble grey	937	034-270111D
black	937	034-270111L
white	937	034-270111W

