

FRAME 40 high lumen

trim


042-712213GH



Project / Type

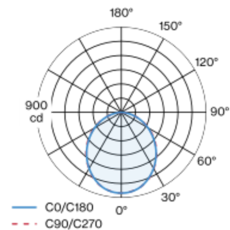
Notes

Count / Date

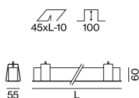


Luminaire housing made of extruded aluminium profile; recessed light with wrap around edge; suitable for ceiling thickness of 8-25 mm; surface white aluminium powder coated; luminaire profile can be pre-mounted; remaining lamp components mounted without tools; LED light inset consisting of highly reflective lacquered aluminium for improved thermal management; light colour 4000 K; binning initial MacAdam ≤ 3 SDCM; CRI ≥ 90 ; min. 90% of luminous flux after 50000 operating hours; energy efficient LEDs with high CRI; HPO (High Performance Opal) cover for uniform illumination; degree of protection IP20; PC1; 220-240 V; internal wiring in light halogen free; incl. DALI-2 converter; light source replaceable by an authorized professional; control gear replaceable by an authorized professional;

Light distribution



Product drawing



General

Ceiling | Recessed

white aluminium | RAL 9006

IP20

2260 lm

2260 lm/m

LED

4000 K

CRI ≥ 90

L90 / 50000 h

initial MacAdam ≤ 3 SDCM

R_g: 99 | R_f: 92 | R_{f(1-15)}: 90

MR 0.81 | MDER 0.74

Optical

High Performance Opal | opal (lambertsch)

PstLM ≤ 1.0 ¹ | SVM ≤ 0.4 ¹

Electrical

DALI-2 | 1 DALI Addr.

PC1 | 220-240 V

system 18.5 W

system 122 lm/W ²

18 W/m

Physical

trim

length 1019 mm | width 55 mm | height 60 mm

1.7 kg

Cutout

length 1009 mm | width 45 mm

min. ceiling thickness 8 mm | max. ceiling thickness 25 mm

recessed depth 100 mm

¹ Value of containing product at full load (undimmed)
² incl. consideration of optical losses, internal control unit losses & operating device efficiency

Installation instructions



Lighting calculator



FRAME 40 high lumen

trim

042-712213GH



Project / Type

Notes

Count / Date

Maintenance Factors

Operating Time [h]	10 000	20 000	30 000	40 000	50 000
LLMF	0.98	0.96	0.94	0.92	0.9
LSF	1	1	1	1	1

MF	LMF × RSMF × LLMF × LSF	RSMF ^a	Room Surface Maintenance Factor
MF	Maintenance Factor	LLMF	Lamp Lumens Maintenance Factor
LMF ^a	Luminaire Maintenance Factor	LSF	Lamp Survival Factor

^a According to "CIE 97, Maintenance of indoor electric lighting systems", 2005, ISBN 3-900-734-34-8. The values must be determined by the planner.

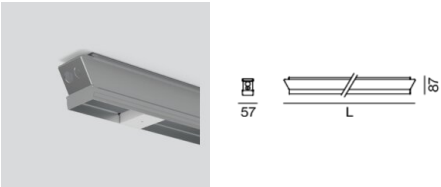
Circuit Breaker Types

Automatic Circuit Breaker Type	Number of Fixtures
B10	13
B13	17
B16	21
B20	27
C10	21
C13	28
C16	35
C20	45

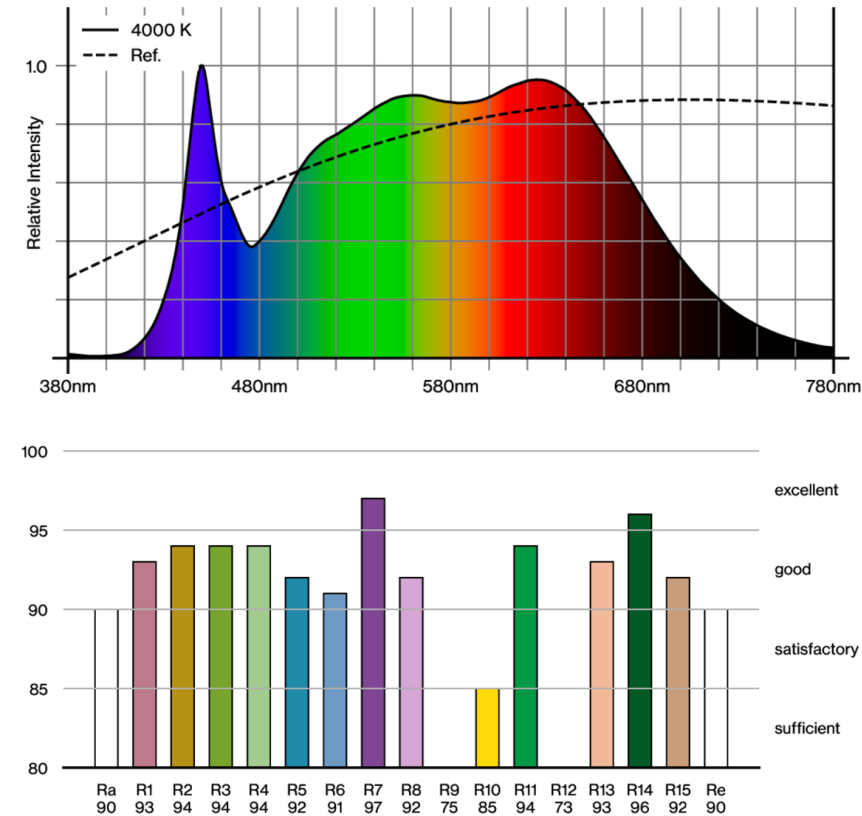
Mounting accessories

CONCRETE INSTALLATION HOUSING with trim

L-W-H (MM)	ARTICLE NUMBER(S)
1038-57-87	042-7195210
2038-57-87	042-7195410
3038-57-87	042-7195610



Colour rendering



[*042-712213GH*] The technical data represent rated values for an ambient temperature of 25°C. The data values for the luminous flux are initially subject to a tolerance of +/- 10%, those for the electrical connected load are initially subject to a tolerance of +/- 10%, and those for the colour temperature are initially subject to a tolerance of +/- 150 K. No liability is assumed for typographical or printing errors. The general terms and conditions of XAL GmbH apply.
© XAL GmbH · Auer-Welsbach-Gasse 36 · 8055 Graz · Austria · www.xal.com

05.08.2025

FRAME 40 high lumen

trim

042-712213GH



Project / Type

Notes

Count / Date

TM30 colour vector graphic



The black line represents the black body reference. The red line indicates the results of the test light source. The deviation from the test light source to the reference is shown and is marked by arrows. The shorter the arrows, the higher the color rendering.

