

BASO 40 opal

trimless


045-0722610H



Project / Type

Notes

Count / Date



General

Ceiling , Recessed

aluminium raw

IP20

1400 lm

2340 lm/m

LED

4000 K

CRI ≥ 80

L90 / 50000 h

initial MacAdam ≤ 3 SDCM

MR 0.72

MDER 0.66

Optical

High Performance Opal

opal (lambertsch)

PstLM ≤ 1.0 ¹

SVM ≤ 0.4 ¹

Electrical

non DIM

220-240 V

system 13.7 W

system 102 lm/W²

PC1

23 W/m

Physical

trimless

length 620 mm

width 40 mm

height 75 mm

1.1 kg

Cutout

length 608 mm

width 48 mm

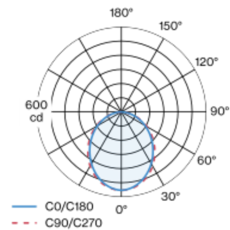
min. ceiling thickness 8 mm

max. ceiling thickness 20 mm

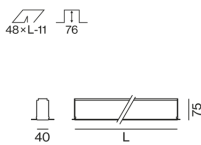
recessed depth 76 mm

Luminaire housing made of extruded aluminium profile; suitable for rimless installation in plasterboard ceilings; specially designed trim with grooves for better adhesion of smoothing compound; suitable for ceiling thickness of 8-20 mm; surface aluminium raw; luminaire profile with pre-assembled converter unit can be pre-mounted on site; remaining lamp components mounted without tools; light colour 4000 K; binning initial MacAdam ≤ 3 SDCM; CRI ≥ 80; min. 90% of luminous flux after 50000 operating hours; energy efficient LEDs with high CRI; HPO (High Performance Opal) cover for uniform illumination; degree of protection IP20; PC1; 220-240 V; internal wiring in light halogen free; incl. converter, non dimmable; light source replaceable by an authorized professional; control gear replaceable by an authorized professional;

Light distribution



Product drawing



¹ Value of containing product at full load (undimmed)
² incl. consideration of optical losses, internal control unit losses & operating device efficiency

Installation instructions



Lighting calculator



BASO 40 opal

trimless

045-0722610H



Project / Type

Notes

Count / Date

Maintenance Factors

| Operating Time [h] | 10 000 | 20 000 | 30 000 | 40 000 | 50 000 |
|--------------------|--------|--------|--------|--------|--------|
| LLMF | 0.98 | 0.95 | 0.93 | 0.91 | 0.9 |
| LSF | 1 | 1 | 1 | 1 | 1 |

MF

MF

LMF^a

LMF × RSMF × LLMF × LSF

Maintenance Factor

Luminaire Maintenance Factor

RSMF^a

LLMF

LSF

Room Surface Maintenance Factor

Lamp Lumens Maintenance Factor

Lamp Survival Factor

^a According to "CIE 97, Maintenance of indoor electric lighting systems", 2005, ISBN 3-900-734-34-8. The values must be determined by the planner.

Circuit Breaker Types

| Automatic Circuit Breaker Type | Number of Fixtures |
|--------------------------------|--------------------|
| B10 | 9 |
| B13 | 13 |
| B16 | 15 |
| B20 | 18 |
| C10 | 18 |
| C13 | 26 |
| C16 | 30 |
| C20 | 36 |

