

BASO 40 microprismatic

trimless


045-0722630Z



Project / Type

Notes

Count / Date



General

Ceiling , Recessed

aluminium raw

IP20

1250 lm

2090 lm/m

LED

4000 K

CRI ≥ 80

L90 / 50000 h

initial MacAdam ≤ 3 SDCM

MR 0.72

MDER 0.66

Optical

Microprismatic

microprismatic

PstLM ≤ 1.0 ¹

SVM ≤ 0.4 ¹

Electrical

DALI-2

220-240 V

system 13.7 W

system 91 lm/W²

PC1

1 DALI Addr.

23 W/m

Physical

trimless

length 620 mm

width 40 mm

height 75 mm

1.1 kg

Cutout

length 608 mm

width 48 mm

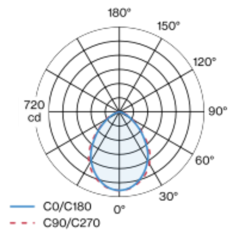
min. ceiling thickness 8 mm

max. ceiling thickness 20 mm

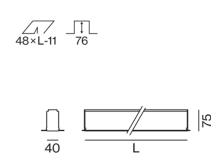
recessed depth 76 mm

Luminaire housing made of extruded aluminium profile; suitable for rimless installation in plasterboard ceilings; specially designed trim with grooves for better adhesion of smoothing compound; suitable for ceiling thickness of 8-20 mm; surface aluminium raw; luminaire profile with pre-assembled converter unit can be pre-mounted on site; remaining lamp components mounted without tools; light colour 4000 K; binning initial MacAdam ≤ 3 SDCM; CRI ≥ 80; min. 90% of luminous flux after 50000 operating hours; energy efficient LEDs with high CRI; micro prismatic PMMA diffuser incl. diffuser film for homogeneous illumination and reduced luminance; degree of protection IP20; PC1; 220-240 V; internal wiring in light halogen free; incl. DALI-2 converter; light source replaceable by an authorized professional; control gear replaceable by an authorized professional;

Light distribution



Product drawing



¹ Value of containing product at full load (undimmed)
² incl. consideration of optical losses, internal control unit losses & operating device efficiency

Installation instructions



Lighting calculator



BASO 40 microprismatic

trimless

045-0722630Z



Project / Type

Notes

Count / Date

Maintenance Factors

Operating Time [h]	10 000	20 000	30 000	40 000	50 000
LLMF	0.98	0.95	0.93	0.91	0.9
LSF	1	1	1	1	1
MF	LMF × RSMF × LLMF × LSF		RSMF ^a	Room Surface Maintenance Factor	
MF	Maintenance Factor		LLMF	Lamp Lumens Maintenance Factor	
LMF ^a	Luminaire Maintenance Factor		LSF	Lamp Survival Factor	

^a According to "CIE 97, Maintenance of indoor electric lighting systems", 2005, ISBN 3-900-734-34-8. The values must be determined by the planner.

Circuit Breaker Types

Automatic Circuit Breaker Type	Number of Fixtures
B10	18
B13	23
B16	28
B20	35
C10	30
C13	38
C16	46
C20	58

