

SASSO PRO 80

adjustable offset trim square

048-2310418F 052-1952318



Project / Type

Notes

Count / Date



Round recessed spotlight in die-cast aluminium with recessed luminaire plane; surface jet black powder coated; 360° rotatable and 35° tiltable; installation without tools in mounting set due to patented ball catch system; square installation housing; with trim jet black; suitable for ceiling thickness of 2-25 mm; passive cooling of the LEDs through improved heat sink geometry; with COB (Chip on Board) technology for maximum efficiency; no appearance of multiple shadows; light colour 2700 K; binning initial MacAdam ≤ 3 SDCM; CRI ≥ 90; min. 90% of luminous flux after 50000 operating hours; energy efficient LEDs with high CRI; including high quality reflector made of plastic with spherical reflector; aluminium, vapour deposition coated; neutral colour reflection through absolute freedom from interference colour; for brilliant object staging; precise radiation characteristic with 37° beam; installed and exchanged without tools; optical attachments available as accessories; accessories are listed separately; degree of protection IP20; PC2; 220-240 V; incl. converter, non dimmable; converter wired secondary side; through wiring connection box, 3-pole or 5-pole, available as an accessory; light source replaceable by an authorized professional; control gear replaceable by an authorized professional;

Light distribution



Product drawing



General

Ceiling | Recessed

tilt max 35°

rotation 360°

jet black | RAL 9005

Mounting set jet black

IP20

692 lm

LED

2700 K

CRI ≥ 90

L90 / 50000 h

initial MacAdam ≤ 3 SDCM

R_g: 100 | R_r: 89 | R_{t(1-15)}: 86

MR 0.49 | MDER 0.44

Optical

flood | beam angle 37°

UGR ≤ 19 | ≥65° <3000 cd/m²

PstLM ≤ 1.0¹ | SVM ≤ 0.4¹

Electrical

non DIM

PC2 | 220-240 V

system 8.3 W

system 83 lm/W²

Physical

trim

length 98 mm | width 98 mm | height 83 mm

0.47 kg

Cutout

diameter 92 mm

min. ceiling thickness 2 mm | max. ceiling thickness 25 mm

recessed depth 130 mm

¹ Value of containing product at full load (undimmed)
² incl. consideration of optical losses, internal control unit losses & operating device efficiency

Installation instructions



Lighting calculator



SASSO PRO 80

adjustable offset trim square

048-2310418F 052-1952318



Project / Type

Notes

Count / Date

Maintenance Factors

Operating Time [h]	10 000	20 000	30 000	40 000	50 000
LLMF	0.98	0.96	0.94	0.92	0.9
LSF	1	1	1	1	1

MF

LMF × RSMF × LLMF × LSF

MF

Maintenance Factor

LMF^a

Luminaire Maintenance Factor

RSMF^a

Room Surface Maintenance Factor

LLMF

Lamp Lumens Maintenance Factor

LSF

Lamp Survival Factor

^a According to "CIE 97, Maintenance of indoor electric lighting systems", 2005, ISBN 3-900-734-34-8. The values must be determined by the planner.

Circuit Breaker Types

Automatic Circuit Breaker Type	Number of Fixtures
B10	31
B13	40
B16	50
B20	62
B25	78
C10	52
C13	67
C16	85
C20	104
C25	130

Components

MOUNTING SET with trim

TYPE	COLOUR	L-W-H (MM)	ARTICLE NUMBER(S)
for intermediate ceilings	jet black	98-98-43	052-1952318



Mounting accessories

PRIMED CONCRETE MOUNTING HOUSING

L-W-H (MM)	ARTICLE NUMBER(S)
240-400-130	052-1914320



Mounting accessories

THROUGH WIRING CONNECTION BOX

TYPE	L-W-H (MM)	ARTICLE NUMBER(S)
non DIM cable ø 4 – 12 mm	105-58-30	005-2531110
DALI cable ø 4 – 12 mm	105-58-30	005-2551110



SASSO PRO 80

adjustable offset trim square

048-2310418F 052-1952318



Project / Type

Notes

Count / Date

Optical accessories

HONEYCOMB LOUVER

COLOUR	Ø (MM)	ARTICLE NUMBER(S)
traffic white	54	048-2091317
jet black	54	048-2091318



LINEAR PRISMATIC LENS

COLOUR	Ø (MM)	ARTICLE NUMBER(S)
traffic white	54	048-2092317
jet black	54	048-2092318



SNOOT

COLOUR	Ø (MM)	ARTICLE NUMBER(S)
traffic white	54	048-2091117
jet black	54	048-2091118

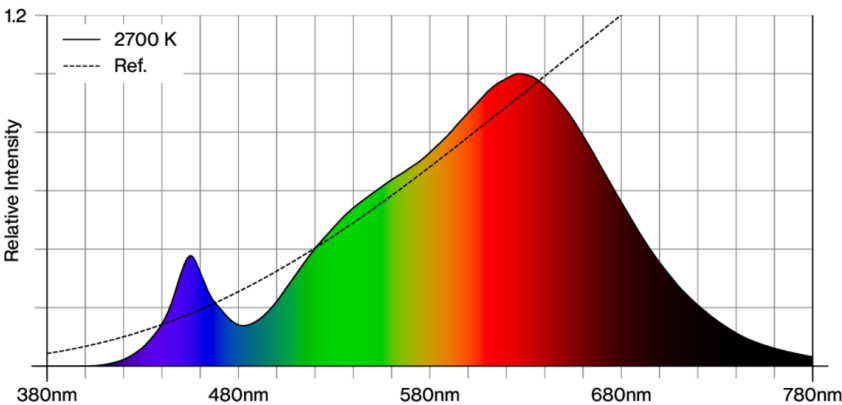


SNOOT WITH HONEYCOMB LOUVER

COLOUR	Ø (MM)	ARTICLE NUMBER(S)
traffic white	54	048-2091217
jet black	54	048-2091218



Colour rendering



SASSO PRO 80

adjustable offset trim square

048-2310418F 052-1952318

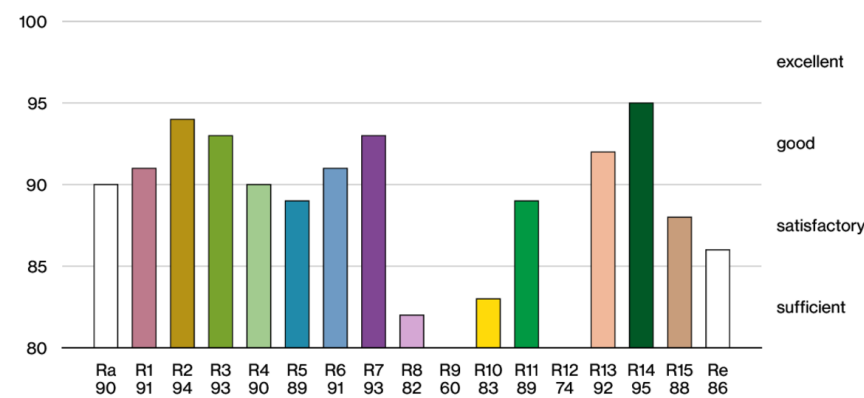


Project / Type

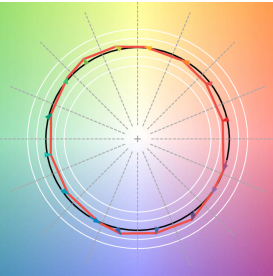
Notes

Count / Date

CRI/R_a ≥ 90 R_e ≥ 86 (2700 K)



TM30 colour vector graphic



The black line represents the black body reference. The red line indicates the results of the test light source. The deviation from the test light source to the reference is shown and is marked by arrows. The shorter the arrows, the higher the color rendering.