

# MINO 60 mid lumen

suspended


046-42L8517Z



Project / Type

Notes

Count / Date



### General

Ceiling | Suspended

white | RAL 9010 <sup>1</sup>

IP20

2860 lm

1220 lm/m

### LED

3000 K

CRI ≥ 80

L90 / 50000 h

initial MacAdam ≤ 3 SDCM

MR 0.56 | MDER 0.51

### Optical

Microprismatic | microprismatic

### Electrical

non DIM

PC1 | 220-240 V

system 26.6 W

system 108 lm/W <sup>2</sup>

11 W/m

### Physical

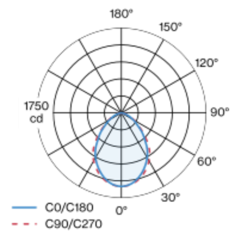
cabl 1500 mm

length 2352 mm | width 60 mm | height 80 mm

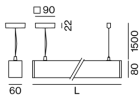
6.5 kg

Luminaire housing made of extruded aluminium profile; light tight final end caps made of aluminium; no visible screws; angular design; surface white powder coated; suspended luminaire with 1500mm cable suspension; with integrated toolless suspension height adjustment on the luminaire; spring clip attachment to the luminaire; freely positionable; incl. feed (white); lighting profile (end cover pre-assembled) available in advance for installation; remaining lamp components mounted without tools; LED light inset consisting of highly reflective lacquered aluminium for improved thermal management; light colour 3000 K; binning initial MacAdam ≤ 3 SDCM; CRI ≥ 80; min. 90% of luminous flux after 50000 operating hours; energy efficient LEDs with high CRI; micro prismatic PMMA diffuser incl. diffuser film for homogeneous illumination and reduced luminance; degree of protection IP20; PC1; 220-240 V; internal wiring in light halogen free; incl. converter, non dimmable; light source replaceable by an authorized professional; control gear replaceable by an authorized professional;

### Light distribution



### Product drawing



### Installation instructions



### Lighting calculator

