

# MINO 60 high lumen


suspended  
046-42M863GH



Project / Type

Notes

Count / Date



General

Ceiling | Suspended

grey | RAL 9006 <sup>1</sup>

IP20

6290 lm

2680 lm/m

LED

4000 K

CRI ≥ 80

L90 / 50000 h

initial MacAdam ≤ 3 SDCM

MR 0.72 | MDER 0.65

Optical

High Performance Opal | opal (lambertsch)

PstLM ≤ 1.0 <sup>2</sup> | SVM ≤ 0.4 <sup>2</sup>

Electrical

DALI-2 | 1 DALI Addr.

PC1 | 220-240 V

system 45 W

system 140 lm/W <sup>3</sup>

19 W/m

Physical

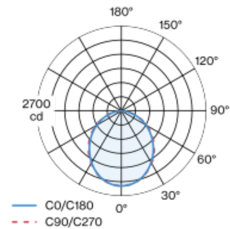
cable 1500 mm

length 2352 mm | width 60 mm | height 80 mm

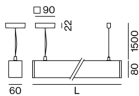
6.1 kg

Luminaire housing made of extruded aluminium profile; light tight final end caps made of aluminium; no visible screws; angular design; surface grey powder coated; suspended luminaire with 1500mm cable suspension; with integrated toolless suspension height adjustment on the luminaire; spring clip attachment to the luminaire; freely positionable; incl. feed (white); lighting profile (end cover pre-assembled) available in advance for installation; remaining lamp components mounted without tools; LED light inset consisting of highly reflective lacquered aluminium for improved thermal management; light colour 4000 K; binning initial MacAdam ≤ 3 SDCM; CRI ≥ 80; min. 90% of luminous flux after 50000 operating hours; energy efficient LEDs with high CRI; HPO (High Performance Opal) cover for uniform illumination; degree of protection IP20; PC1; 220-240 V; internal wiring in light halogen free; incl. DALI-2 converter; light source replaceable by an authorized professional; control gear replaceable by an authorized professional;

Light distribution



Product drawing



<sup>1</sup> RAL code <sup>2</sup> Value of containing product at full load (undimmed)  
<sup>3</sup> incl. consideration of optical losses, internal control unit losses & operating device efficiency

Installation instructions



Lighting calculator

