


# SASSO PRO 80

## adjustable flush trim round

048-2310617M 052-1922327

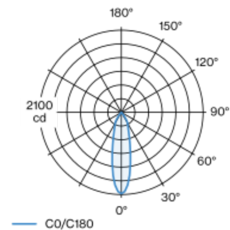


Project / Type
Notes
Count / Date

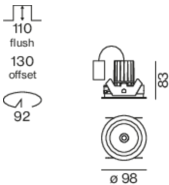


Round recessed spotlight in die-cast aluminium; surface traffic white powder coated; 360° rotatable and 35° tiltable; installation without tools in mounting set due to patented ball catch system; round installation housing; with trim traffic white; suitable for ceiling thickness of 2-25 mm; passive cooling of the LEDs through improved heat sink geometry; with COB (Chip on Board) technology for maximum efficiency; no appearance of multiple shadows; light colour 4000 K; binning initial MacAdam  $\leq 3$  SDCM; CRI  $\geq 90$ ; min. 90% of luminous flux after 50000 operating hours; energy efficient LEDs with high CRI; including high quality reflector made of plastic with spherical reflector; aluminium, vapour deposition coated; neutral colour reflection through absolute freedom from interference colour; for brilliant object staging; precise radiation characteristic with 26° beam; installed and exchanged without tools; optical attachments available as accessories; accessories are listed separately; degree of protection IP20; PC2; 220-240 V; incl. converter, non dimmable; converter wired secondary side; through wiring connection box, 3-pole or 5-pole, available as an accessory; light source replaceable by an authorized professional; control gear replaceable by an authorized professional;

### Light distribution



### Product drawing



### General

Ceiling   Recessed
tilt max 35°
rotation 360°
traffic white   RAL 9016 <sup>1</sup>
Mounting set traffic white
IP20
765 lm

### LED

4000 K
CRI $\geq 90$
L90 / 50000 h
initial MacAdam $\leq 3$ SDCM
R <sub>g</sub> : 97   R <sub>r</sub> : 89   R <sub>t(1-5)</sub> : 91
MR 0.85   MDER 0.77

### Optical

medium   beam angle 26°
PstLM $\leq 1.0$ <sup>2</sup>   SVM $\leq 0.4$ <sup>2</sup>

### Electrical

non DIM
PC2   220-240 V
system 8.3 W
system 92 lm/W <sup>3</sup>

### Physical

trim
diameter 98 mm   height 83 mm
0.44 kg

### Cutout

diameter 92 mm
min. ceiling thickness 2 mm   max. ceiling thickness 25 mm
recessed depth 110 mm

<sup>1</sup> RAL code <sup>2</sup> Value of containing product at full load (undimmed)  
<sup>3</sup> incl. consideration of optical losses, internal control unit losses & operating device efficiency

### Installation instructions



### Lighting calculator



# SASSO PRO 80

## adjustable flush trim

### round

048-2310617M 052-1922327



Project / Type

Notes

Count / Date

### Maintenance Factors

Operating Time [h]	10 000	20 000	30 000	40 000	50 000
LLMF	0.98	0.96	0.94	0.92	0.9
LSF	1	1	1	1	1
MF	LMF × RSMF × LLMF × LSF		RSMF <sup>a</sup>	Room Surface Maintenance Factor	
MF	Maintenance Factor		LLMF	Lamp Lumens Maintenance Factor	
LMF <sup>a</sup>	Luminaire Maintenance Factor		LSF	Lamp Survival Factor	

<sup>a</sup> According to "CIE 97, Maintenance of indoor electric lighting systems", 2005, ISBN 3-900-734-34-8. The values must be determined by the planner.

### Circuit Breaker Types

Automatic Circuit Breaker Type	Number of Fixtures
B10	31
B13	40
B16	50
B20	62
B25	78
C10	52
C13	67
C16	85
C20	104
C25	130

### Components

#### MOUNTING SET with trim

TYPE	COLOUR	Ø (MM)	ARTICLE NUMBER(S)
round flush	traffic white	98	052-1922327



### Mounting accessories

#### PRIMED CONCRETE MOUNTING HOUSING

L-W-H (MM)	ARTICLE NUMBER(S)
240-400-130	052-1914320



### Optical accessories

#### HONEYCOMB LOUVER

COLOUR	Ø (MM)	ARTICLE NUMBER(S)
traffic white	54	048-2091317
jet black	54	048-2091318



#### LINEAR PRISMATIC LENS

COLOUR	Ø (MM)	ARTICLE NUMBER(S)
traffic white	54	048-2092317
jet black	54	048-2092318



#### SNOOT

COLOUR	Ø (MM)	ARTICLE NUMBER(S)
traffic white	54	048-2091117
jet black	54	048-2091118



#### SNOOT WITH HONEYCOMB LOUVER

COLOUR	Ø (MM)	ARTICLE NUMBER(S)
traffic white	54	048-2091217
jet black	54	048-2091218



[“048-2310617M 052-1922327”] The technical data represent rated values for an ambient temperature of 25°C. The data values for the luminous flux are initially subject to a tolerance of +/- 10%, those for the electrical connected load are initially subject to a tolerance of +/- 10%, and those for the colour temperature are initially subject to a tolerance of +/- 150 K. No liability is assumed for typographical or printing errors. The general terms and conditions of XAL GmbH apply.  
© XAL GmbH · Auer-Welsbach-Gasse 36 · 8055 Graz · Austria · [www.xal.com](http://www.xal.com)

02.07.2025