

SASSO PRO 80

adjustable offset trim round

048-2312417M 052-1932328



Project / Type

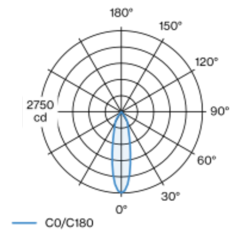
Notes

Count / Date

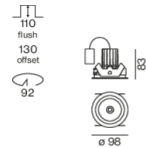


Round recessed spotlight in die-cast aluminium with recessed luminaire plane; surface traffic white powder coated; 360° rotatable and 35° tiltable; installation without tools in mounting set due to patented ball catch system; round installation housing; with trim jet black; suitable for ceiling thickness of 2-25 mm; passive cooling of the LEDs through improved heat sink geometry; with COB (Chip on Board) technology for maximum efficiency; no appearance of multiple shadows; light colour 2700 K; binning initial MacAdam ≤ 3 SDCM; CRI ≥ 90 ; min. 90% of luminous flux after 50000 operating hours; energy efficient LEDs with high CRI; including high quality reflector made of plastic with spherical reflector; aluminium, vapour deposition coated; neutral colour reflection through absolute freedom from interference colour; for brilliant object staging; precise radiation characteristic with 26° beam; installed and exchanged without tools; optical attachments available as accessories; accessories are listed separately; degree of protection IP20; PC2; 220-240 V; incl. converter, non dimmable; converter wired secondary side; through wiring connection box, 3-pole or 5-pole, available as an accessory; light source replaceable by an authorized professional; control gear replaceable by an authorized professional;

Light distribution



Product drawing



General

Ceiling | Recessed

tilt max 35°

rotation 360°

traffic white | RAL 9016

Mounting set jet black

IP20

1010 lm

LED

2700 K

CRI ≥ 90

L90 / 50000 h

initial MacAdam ≤ 3 SDCM

R_g: 100 | R_f: 89 | R₍₁₋₁₅₎: 86

MR 0.49 | MDER 0.44

Optical

medium | beam angle 26°

PstLM ≤ 1.0 ¹ | SVM ≤ 0.4 ¹

Electrical

non DIM

PC2 | 220-240 V

system 12.2 W

system 83 lm/W ²

Physical

trim

diameter 98 mm | height 83 mm

0.43 kg

Cutout

diameter 92 mm

min. ceiling thickness 2 mm | max. ceiling thickness 25 mm

recessed depth 130 mm

¹ Value of containing product at full load (undimmed)
² incl. consideration of optical losses, internal control unit losses & operating device efficiency

Installation instructions



Lighting calculator



SASSO PRO 80

adjustable offset trim

round

048-2312417M 052-1932328



Project / Type

Notes

Count / Date

Maintenance Factors

| Operating Time [h] | 10 000 | 20 000 | 30 000 | 40 000 | 50 000 |
|--------------------|------------------------------|--------|-------------------|---------------------------------|--------|
| LLMF | 0.98 | 0.96 | 0.94 | 0.92 | 0.9 |
| LSF | 1 | 1 | 1 | 1 | 1 |
| MF | LMF × RSMF × LLMF × LSF | | RSMF ^a | Room Surface Maintenance Factor | |
| MF | Maintenance Factor | | LLMF | Lamp Lumens Maintenance Factor | |
| LMF ^a | Luminaire Maintenance Factor | | LSF | Lamp Survival Factor | |

^a According to "CIE 97, Maintenance of indoor electric lighting systems", 2005, ISBN 3-900-734-34-8. The values must be determined by the planner.

Circuit Breaker Types

| Automatic Circuit Breaker Type | Number of Fixtures |
|--------------------------------|--------------------|
| B10 | 31 |
| B13 | 40 |
| B16 | 50 |
| B20 | 62 |
| B25 | 78 |
| C10 | 52 |
| C13 | 67 |
| C16 | 85 |
| C20 | 104 |
| C25 | 130 |

Components

MOUNTING SET with trim

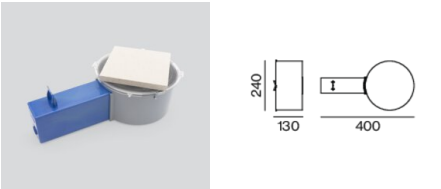
| | | | |
|---------------------------|-----------|--------|-------------------|
| TYPE | COLOUR | Ø (MM) | ARTICLE NUMBER(S) |
| for intermediate ceilings | jet black | 98 | 052-1932328 |



Mounting accessories

PRIMED CONCRETE MOUNTING HOUSING

| | |
|-------------|-------------------|
| L-W-H (MM) | ARTICLE NUMBER(S) |
| 240-400-130 | 052-1914320 |



Mounting accessories

THROUGH WIRING CONNECTION BOX

| | | |
|---------------------------|------------|-------------------|
| TYPE | L-W-H (MM) | ARTICLE NUMBER(S) |
| non DIM cable ø 4 – 12 mm | 105-58-30 | 005-2531110 |
| DALI cable ø 4 – 12 mm | 105-58-30 | 005-2551110 |



SASSO PRO 80

adjustable offset trim

round

048-2312417M 052-1932328



Project / Type

Notes

Count / Date

Optical accessories

HONEYCOMB LOUVER

| COLOUR | Ø (MM) | ARTICLE NUMBER(S) |
|---------------|--------|-------------------|
| traffic white | 54 | 048-2091317 |
| jet black | 54 | 048-2091318 |



LINEAR PRISMATIC LENS

| COLOUR | Ø (MM) | ARTICLE NUMBER(S) |
|---------------|--------|-------------------|
| traffic white | 54 | 048-2092317 |
| jet black | 54 | 048-2092318 |



SNOOT

| COLOUR | Ø (MM) | ARTICLE NUMBER(S) |
|---------------|--------|-------------------|
| traffic white | 54 | 048-2091117 |
| jet black | 54 | 048-2091118 |

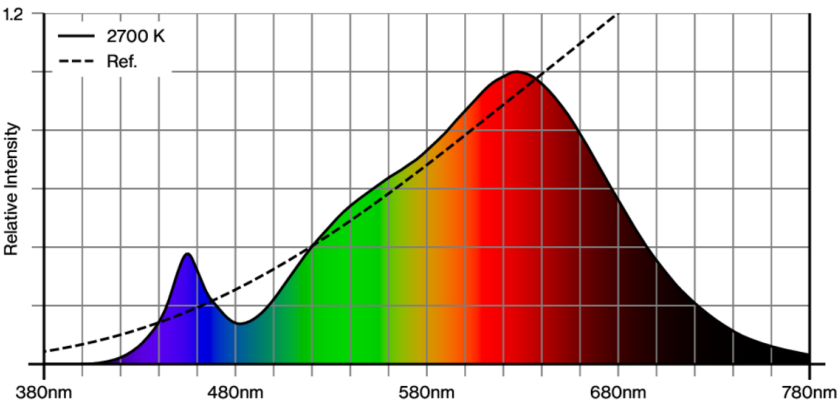


SNOOT WITH HONEYCOMB LOUVER

| COLOUR | Ø (MM) | ARTICLE NUMBER(S) |
|---------------|--------|-------------------|
| traffic white | 54 | 048-2091217 |
| jet black | 54 | 048-2091218 |



Colour rendering



SASSO PRO 80

adjustable offset trim round

048-2312417M 052-1932328

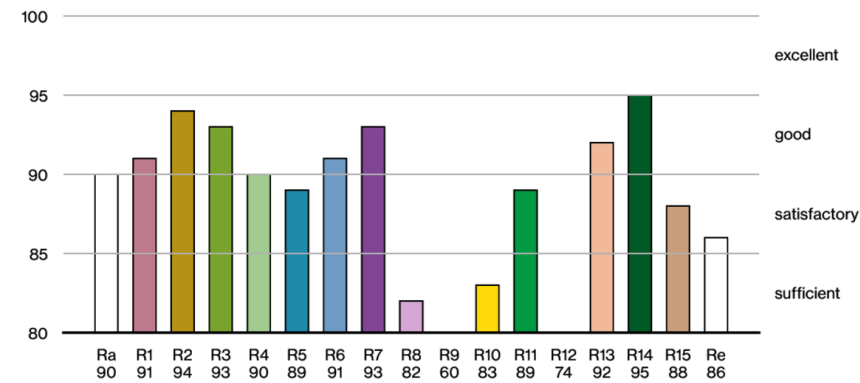


Project / Type

Notes

Count / Date

CRI/R_a ≥ 90 R_e ≥ 86 (2700 K)



TM30 colour vector graphic



The black line represents the black body reference. The red line indicates the results of the test light source. The deviation from the test light source to the reference is shown and is marked by arrows. The shorter the arrows, the higher the color rendering.

