

SASSO PRO 80

adjustable flush trim round

048-2312418M 052-1922327

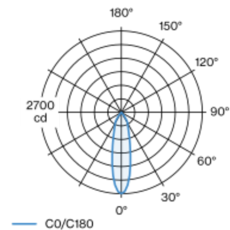


Project / Type	
Notes	
Count / Date	

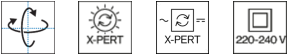
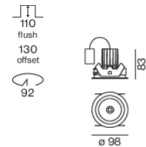


Round recessed spotlight in die-cast aluminium; surface jet black powder coated; 360° rotatable and 35° tiltable; installation without tools in mounting set due to patented ball catch system; round installation housing; with trim traffic white; suitable for ceiling thickness of 2-25 mm; passive cooling of the LEDs through improved heat sink geometry; with COB (Chip on Board) technology for maximum efficiency; no appearance of multiple shadows; light colour 2700 K; binning initial MacAdam ≤ 3 SDCM; CRI ≥ 90 ; min. 90% of luminous flux after 50000 operating hours; energy efficient LEDs with high CRI; including high quality reflector made of plastic with spherical reflector; aluminium, vapour deposition coated; neutral colour reflection through absolute freedom from interference colour; for brilliant object staging; precise radiation characteristic with 26° beam; installed and exchanged without tools; optical attachments available as accessories; accessories are listed separately; degree of protection IP20; PC2; 220-240 V; incl. converter, non dimmable; converter wired secondary side; through wiring connection box, 3-pole or 5-pole, available as an accessory; light source replaceable by an authorized professional; control gear replaceable by an authorized professional;

Light distribution



Product drawing



General

Ceiling Recessed
tilt max 35°
rotation 360°
jet black RAL 9005
Mounting set traffic white
IP20
966 lm

LED

2700 K
CRI ≥ 90
L90 / 50000 h
initial MacAdam ≤ 3 SDCM
R _g : 100 R _f : 89 R _{f(1-15)} : 86
MR 0.49 MDER 0.44

Optical

medium beam angle 26°
$\geq 65^\circ$ <3000 cd/m ²
PstLM ≤ 1.0 ¹ SVM ≤ 0.4 ¹

Electrical

non DIM
PC2 220-240 V
system 12.2 W
system 79 lm/W ²

Physical

trim
diameter 98 mm height 83 mm
0.44 kg

Cutout

diameter 92 mm
min. ceiling thickness 2 mm max. ceiling thickness 25 mm
recessed depth 110 mm

¹ Value of containing product at full load (undimmed)
² incl. consideration of optical losses, internal control unit losses & operating device efficiency

Installation instructions



Lighting calculator

