

SASSO PRO 100

adjustable

offset trimless

048-2410417M 052-1931448



Project / Type

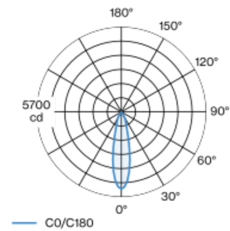
Notes

Count / Date



Round recessed spotlight in die-cast aluminium with recessed luminaire plane; surface traffic white powder coated; 360° rotatable and 35° tiltable; installation without tools in mounting set due to patented ball catch system; round installation housing jet black; for trimless installation in plasterboard ceilings; suitable for ceiling thickness of 12.5/15/25 mm; passive cooling of the LEDs through improved heat sink geometry; with COB (Chip on Board) technology for maximum efficiency; no appearance of multiple shadows; light colour 2700 K; binning initial MacAdam ≤ 3 SDCM; CRI ≥ 90 ; min. 90% of luminous flux after 50000 operating hours; energy efficient LEDs with high CRI; including high quality reflector made of plastic with spherical reflector; aluminium, vapour deposition coated; neutral colour reflection through absolute freedom from interference colour; for brilliant object staging; precise radiation characteristic with 24° beam; installed and exchanged without tools; optical attachments available as accessories; accessories are listed separately; degree of protection IP20; PC2; 220-240 V; incl. converter, non dimmable; converter wired secondary side; through wiring connection box, 3-pole or 5-pole, available as an accessory; light source replaceable by an authorized professional; control gear replaceable by an authorized professional;

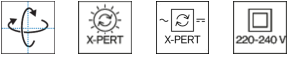
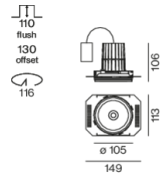
Light distribution



medium 24°

h (m)	EO° (lx)	ø (m)
1	5170	0.43
2	1290	0.87
3	570	1.30
4	320	1.73
5	210	2.17

Product drawing



General

Ceiling Recessed
tilt max 35°
rotation 360°
traffic white RAL 9016
Mounting set jet black
IP20
1350 lm

LED

2700 K
CRI ≥ 90
L90 / 50000 h
initial MacAdam ≤ 3 SDCM
R _g : 100 R _f : 89 R _{f(1-15)} : 86
MR 0.49 MDER 0.44

Optical

medium beam angle 24°
PstLM ≤ 1.0 ¹ SVM ≤ 0.4 ¹

Electrical

non DIM
PC2 220-240 V
system 14.7 W
system 92 lm/W ²

Physical

trimless
length 105 mm width 113 mm height 106 mm
0.62 kg

Cutout

diameter 116 mm
min. ceiling thickness 12.5 mm max. ceiling thickness 25 mm
recessed depth 130 mm

¹ Value of containing product at full load (undimmed)
² incl. consideration of optical losses, internal control unit losses & operating device efficiency

Installation instructions



Lighting calculator

