

SASSO PRO 100

adjustable

trimless exposed concrete

048-2410418F 052-1913410



Project / Type _____

Notes _____

Count / Date _____



General

Ceiling , Recessed _____

tilt max 35° _____

rotation 360° _____

black , RAL 9005 ¹ _____

IP20 _____

1320 lm _____

LED

2700 K _____

CRI ≥ 90 _____

L90 / 50000 h _____

initial MacAdam ≤ 3 SDCM _____

R_g: 100 , R_f: 89 , R_{f(1-15)}: 86 _____

MR 0.49 _____

MDER 0.44 _____

Optical

flood _____

beam angle 38° _____

PstLM ≤ 1.0 ² _____

SVM ≤ 0.4 ² _____

Round recessed spotlight in die-cast aluminium; surface black powder coated; 360° rotatable and 35° tiltable; installation without tools in mounting set due to patented ball catch system; concrete housings for exposed concrete ceilings; for trimless installation; passive cooling of the LEDs through improved heat sink geometry; with COB (Chip on Board) technology for maximum efficiency; no appearance of multiple shadows; light colour 2700 K; binning initial MacAdam ≤ 3 SDCM; CRI ≥ 90; min. 90% of luminous flux after 50000 operating hours; energy efficient LEDs with high CRI; including high quality reflector made of plastic with spherical reflector; aluminium, vapour deposition coated; neutral colour reflection through absolute freedom from interference colour; for brilliant object staging; precise radiation characteristic with 38° beam; installed and exchanged without tools; optical attachments available as accessories; accessories are listed separately; degree of protection IP20; PC2; 220-240 V; incl. converter, non dimmable; converter wired secondary side; through wiring connection box, 3-pole or 5-pole, available as an accessory; light source replaceable by an authorized professional; control gear replaceable by an authorized professional;

Electrical

non DIM _____

220-240 V _____

system 14.7 W _____

system 90 lm/W³ _____

PC2 _____

Physical

trimless for exposed concrete ceiling _____

length 229 mm _____

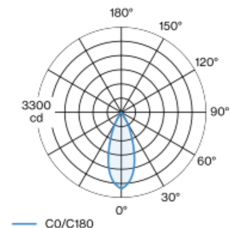
width 227 mm _____

height 160 mm _____

0.75 kg _____

¹ RAL code ² Value of containing product at full load (undimmed)
³ incl. consideration of optical losses, internal control unit losses & operating device efficiency

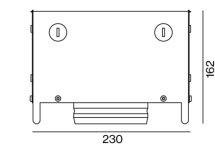
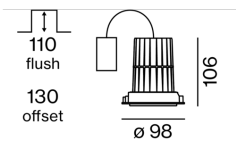
Light distribution



flood 38°

h (m)	E0° (lx)	ø (m)
1	2950	0.69
2	740	1.38
3	330	2.07
4	180	2.76
5	120	3.45

Product drawing



Installation instructions



Lighting calculator



[048-2410418F 052-1913410] The technical data represent rated values for an ambient temperature of 25°C. The data values for the luminous flux are initially subject to a tolerance of +/- 10%, those for the electrical connected load are initially subject to a tolerance of +/- 10%, and those for the colour temperature are initially subject to a tolerance of +/- 150 K. No liability is assumed for typographical or printing errors. The general terms and conditions of XAL GmbH apply.
© XAL GmbH · Auer-Welsbach-Gasse 36 · 8055 Graz · Austria · www.xal.com