

SASSO PRO 100

adjustable flush trim square


048-2410437S 052-1942418



Project / Type

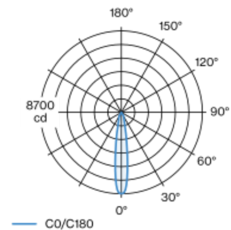
Notes

Count / Date



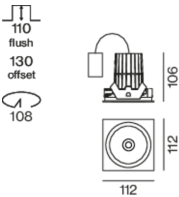
Round recessed spotlight in die-cast aluminium; surface white powder coated; 360° rotatable and 35° tiltable; installation without tools in mounting set due to patented ball catch system; square installation housing; with trim jet black; suitable for ceiling thickness of 5-25 mm; passive cooling of the LEDs through improved heat sink geometry; with COB (Chip on Board) technology for maximum efficiency; no appearance of multiple shadows; light colour 2700 K; binning initial MacAdam ≤ 3 SDCM; CRI ≥ 90 ; min. 90% of luminous flux after 50000 operating hours; energy efficient LEDs with high CRI; including high quality reflector made of plastic with spherical reflector; aluminium, vapour deposition coated; neutral colour reflection through absolute freedom from interference colour; for brilliant object staging; precise radiation characteristic with 17° beam; installed and exchanged without tools; optical attachments available as accessories; accessories are listed separately; degree of protection IP20; PC2; 220-240 V; incl. DALI-2 converter; converter wired secondary side; through wiring connection box, 3-pole or 5-pole, available as an accessory; light source replaceable by an authorized professional; control gear replaceable by an authorized professional;

Light distribution



| h (m) | E0 ¹ (lx) | ø (m) |
|-------|----------------------|-------|
| 1 | 8690 | 0.29 |
| 2 | 2170 | 0.59 |
| 3 | 970 | 0.88 |
| 4 | 540 | 1.18 |
| 5 | 350 | 1.47 |

Product drawing



General

Ceiling | Recessed

tilt max 35°

rotation 360°

white | RAL 9016 ¹

Mounting set jet black

IP20

1350 lm

LED

2700 K

CRI ≥ 90

L90 / 50000 h

initial MacAdam ≤ 3 SDCM

R_g: 100 | R_f: 89 | R_{f(1-5)}: 86

MR 0.49 | MDER 0.44

Optical

spot | beam angle 17°

PstLM ≤ 1.0 ² | SVM ≤ 0.4 ²

Electrical

DALI-2 | 1 DALI Addr.

PC2 | 220-240 V

system 14.7 W

system 92 lm/W ³

Physical

trim

length 112 mm | width 112 mm | height 106 mm

0.62 kg

Cutout

diameter 108 mm

min. ceiling thickness 5 mm | max. ceiling thickness 25 mm

recessed depth 110 mm

¹ RAL code ² Value of containing product at full load (undimmed)
³ incl. consideration of optical losses, internal control unit losses & operating device efficiency

Installation instructions



Lighting calculator

