

SASSO PRO 100

adjustable flush trim square


048-2410517F 052-1942418



Project / Type

Notes

Count / Date



General

Ceiling , Recessed

tilt max 35°

rotation 360°

white , RAL 9016 ¹

Mounting set jet black

IP20

1420 lm

LED

3000 K

CRI ≥ 90

L90 / 50000 h

initial MacAdam ≤ 3 SDCM

R_g: 100 , R_f: 89 , R₍₁₋₁₅₎: 89

MR 0.56

MDER 0.51

Optical

flood

beam angle 38°

P_{stLM} ≤ 1.0 ²

SVM ≤ 0.4 ²

Electrical

non DIM

220-240 V

system 14.7 W

system 97 lm/W³

PC2

Physical

trim

length 112 mm

width 112 mm

height 106 mm

0.62 kg

Cutout

diameter 108 mm

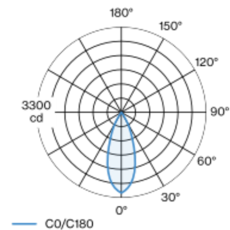
min. ceiling thickness 5 mm

max. ceiling thickness 25 mm

recessed depth 110 mm

Round recessed spotlight in die-cast aluminium; surface white powder coated; 360° rotatable and 35° tilttable; installation without tools in mounting set due to patented ball catch system; square installation housing; with trim jet black; suitable for ceiling thickness of 5-25 mm; passive cooling of the LEDs through improved heat sink geometry; with COB (Chip on Board) technology for maximum efficiency; no appearance of multiple shadows; light colour 3000 K; binning initial MacAdam ≤ 3 SDCM; CRI ≥ 90; min. 90% of luminous flux after 50000 operating hours; energy efficient LEDs with high CRI; including high quality reflector made of plastic with spherical reflector; aluminium, vapour deposition coated; neutral colour reflection through absolute freedom from interference colour; for brilliant object staging; precise radiation characteristic with 38° beam; installed and exchanged without tools; optical attachments available as accessories; accessories are listed separately; degree of protection IP20; PC2; 220-240 V; incl. converter, non dimmable; converter wired secondary side; through wiring connection box, 3-pole or 5-pole, available as an accessory; light source replaceable by an authorized professional; control gear replaceable by an authorized professional;

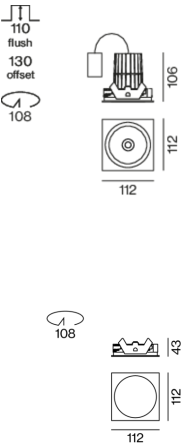
Light distribution



flood 38°

h (m)	E0° (lx)	ø (m)
1	3110	0.69
2	780	1.38
3	350	2.07
4	190	2.76
5	120	3.45

Product drawing



¹ RAL code ² Value of containing product at full load (undimmed)
³ incl. consideration of optical losses, internal control unit losses & operating device efficiency

Installation instructions



Lighting calculator

