

# SASSO PRO 100

## adjustable offset trim square


048-2410538W 052-1952418



Project / Type

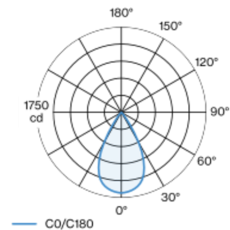
Notes

Count / Date

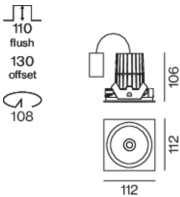


Round recessed spotlight in die-cast aluminium with recessed luminaire plane; surface jet black powder coated; 360° rotatable and 35° tiltable; installation without tools in mounting set due to patented ball catch system; square installation housing; with trim jet black; suitable for ceiling thickness of 5-25 mm; passive cooling of the LEDs through improved heat sink geometry; with COB (Chip on Board) technology for maximum efficiency; no appearance of multiple shadows; light colour 3000 K; binning initial MacAdam ≤ 3 SDCM; CRI ≥ 90; min. 90% of luminous flux after 50000 operating hours; energy efficient LEDs with high CRI; including high quality reflector made of plastic with spherical reflector; aluminium, vapour deposition coated; neutral colour reflection through absolute freedom from interference colour; for brilliant object staging; precise radiation characteristic with 57° beam; installed and exchanged without tools; optical attachments available as accessories; accessories are listed separately; degree of protection IP20; PC2; 220-240 V; incl. DALI-2 converter; converter wired secondary side; through wiring connection box, 3-pole or 5-pole, available as an accessory; light source replaceable by an authorized professional; control gear replaceable by an authorized professional;

### Light distribution



### Product drawing



### General

Ceiling | Recessed

tilt max 35°

rotation 360°

jet black | RAL 9005 <sup>1</sup>

Mounting set jet black

IP20

1300 lm

### LED

3000 K

CRI ≥ 90

L90 / 50000 h

initial MacAdam ≤ 3 SDCM

R<sub>g</sub>: 100 | R<sub>r</sub>: 89 | R<sub>(1-15)</sub>: 89

MR 0.56 | MDER 0.51

### Optical

wide flood | beam angle 57°

UGR ≤ 19 | ≥65° <3000 cd/m<sup>2</sup>

PstLM ≤ 1.0 <sup>2</sup> | SVM ≤ 0.4 <sup>2</sup>

### Electrical

DALI-2 | 1 DALI Addr.

PC2 | 220-240 V

system 14.7 W

system 88 lm/W <sup>3</sup>

### Physical

trim

length 112 mm | width 112 mm | height 106 mm

0.59 kg

### Cutout

diameter 108 mm

min. ceiling thickness 5 mm | max. ceiling thickness 25 mm

recessed depth 130 mm

<sup>1</sup> RAL code <sup>2</sup> Value of containing product at full load (undimmed)  
<sup>3</sup> incl. consideration of optical losses, internal control unit losses & operating device efficiency

### Installation instructions



### Lighting calculator



# SASSO PRO 100

## adjustable offset trim square

048-2410538W 052-1952418



Project / Type

Notes

Count / Date

### Maintenance Factors

| Operating Time [h] | 10 000                       | 20 000 | 30 000            | 40 000                          | 50 000 |
|--------------------|------------------------------|--------|-------------------|---------------------------------|--------|
| LLMF               | 0.98                         | 0.96   | 0.94              | 0.92                            | 0.9    |
| LSF                | 1                            | 1      | 1                 | 1                               | 1      |
| MF                 | LMF × RSMF × LLMF × LSF      |        | RSMF <sup>a</sup> | Room Surface Maintenance Factor |        |
| MF                 | Maintenance Factor           |        | LLMF              | Lamp Lumens Maintenance Factor  |        |
| LMF <sup>a</sup>   | Luminaire Maintenance Factor |        | LSF               | Lamp Survival Factor            |        |

<sup>a</sup> According to "CIE 97, Maintenance of indoor electric lighting systems", 2005, ISBN 3-900-734-34-8. The values must be determined by the planner.

### Circuit Breaker Types

| Automatic Circuit Breaker Type | Number of Fixtures |
|--------------------------------|--------------------|
| B10                            | 18                 |
| B16                            | 30                 |
| C10                            | 23                 |
| C16                            | 36                 |

### Components

#### MOUNTING SET with trim

| TYPE                | COLOUR    | L-W-H (MM) | ARTICLE NUMBER(S) |
|---------------------|-----------|------------|-------------------|
| square offset 17 mm | jet black | 112-112-43 | 052-1952418       |



#### Mounting accessories

##### THROUGH WIRING CONNECTION BOX

| TYPE                                     | L-W-H (MM) | ARTICLE NUMBER(S) |
|--|------------|-------------------|
| non DIM cable ø 4 – 12 mm, Linect®-Ready | 105-58-30  | 005-2531110       |
| DALI cable ø 4 – 12 mm, Linect®-Ready    | 105-58-30  | 005-2551110       |



#### Mounting accessories

##### PRIMED CONCRETE MOUNTING HOUSING

| L-W-H (MM)  | ARTICLE NUMBER(S) |
|-------------|-------------------|
| 240-400-130 | 052-1914420       |



# SASSO PRO 100

## adjustable offset trim square

048-2410538W 052-1952418



Project / Type

Notes

Count / Date

### Optical accessories

#### HONEYCOMB LOUVER

| COLOUR        | Ø (MM) | ARTICLE NUMBER(S) |
|---------------|--------|-------------------|
| traffic white | 74     | 048-2191317       |
| jet black     | 74     | 048-2191318       |



#### LINEAR PRISMATIC LENS

| COLOUR        | Ø (MM) | ARTICLE NUMBER(S) |
|---------------|--------|-------------------|
| traffic white | 74     | 048-2192317       |
| jet black     | 74     | 048-2192318       |



#### SNOOT

| COLOUR        | Ø (MM) | ARTICLE NUMBER(S) |
|---------------|--------|-------------------|
| traffic white | 74     | 048-2191117       |
| jet black     | 74     | 048-2191118       |



#### SNOOT WITH HONEYCOMB LOUVER

| COLOUR        | Ø (MM) | ARTICLE NUMBER(S) |
|---------------|--------|-------------------|
| traffic white | 74     | 048-2191217       |
| jet black     | 74     | 048-2191218       |

