

# SASSO PRO 100

## adjustable offset trim round

048-2410517W 052-1932447

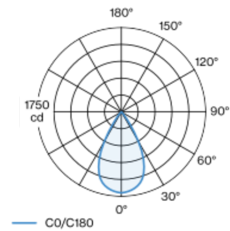


Project / Type
Notes
Count / Date

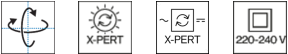
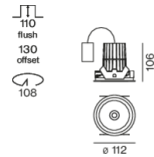


Round recessed spotlight in die-cast aluminium with recessed luminaire plane; surface traffic white powder coated; 360° rotatable and 35° tiltable; installation without tools in mounting set due to patented ball catch system; round installation housing; with trim traffic white; suitable for ceiling thickness of 5-25 mm; passive cooling of the LEDs through improved heat sink geometry; with COB (Chip on Board) technology for maximum efficiency; no appearance of multiple shadows; light colour 3000 K; binning initial MacAdam  $\leq 3$  SDCM; CRI  $\geq 90$ ; min. 90% of luminous flux after 50000 operating hours; energy efficient LEDs with high CRI; including high quality reflector made of plastic with spherical reflector; aluminium, vapour deposition coated; neutral colour reflection through absolute freedom from interference colour; for brilliant object staging; precise radiation characteristic with 57° beam; installed and exchanged without tools; optical attachments available as accessories; accessories are listed separately; degree of protection IP20; PC2; 220-240 V; incl. converter, non dimmable; converter wired secondary side; through wiring connection box, 3-pole or 5-pole, available as an accessory; light source replaceable by an authorized professional; control gear replaceable by an authorized professional;

### Light distribution



### Product drawing



### General

Ceiling   Recessed
tilt max 35°
rotation 360°
traffic white   RAL 9016
Mounting set traffic white
IP20
1340 lm

### LED

3000 K
CRI $\geq 90$
L90 / 50000 h
initial MacAdam $\leq 3$ SDCM
R <sub>g</sub> : 100   R <sub>f</sub> : 89   R <sub>(1-15)</sub> : 89
MR 0.56   MDER 0.51

### Optical

wide flood   beam angle 57°
PstLM $\leq 1.0$ <sup>1</sup>   SVM $\leq 0.4$ <sup>1</sup>

### Electrical

non DIM
PC2   220-240 V
system 14.7 W
system 91 lm/W <sup>2</sup>

### Physical

trim
diameter 112 mm   height 106 mm
0.59 kg

### Cutout

diameter 108 mm
min. ceiling thickness 5 mm   max. ceiling thickness 25 mm
recessed depth 130 mm

<sup>1</sup> Value of containing product at full load (undimmed)  
<sup>2</sup> incl. consideration of optical losses, internal control unit losses & operating device efficiency

### Installation instructions



### Lighting calculator

