

SASSO PRO 100

adjustable flush trim square

048-2412517S 052-1942417



Project / Type _____

Notes _____

Count / Date _____



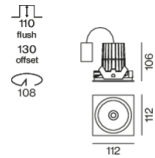
Round recessed spotlight in die-cast aluminium; surface traffic white powder coated; 360° rotatable and 35° tiltable; installation without tools in mounting set due to patented ball catch system; square installation housing; with trim traffic white; suitable for ceiling thickness of 5-25 mm; passive cooling of the LEDs through improved heat sink geometry; with COB (Chip on Board) technology for maximum efficiency; no appearance of multiple shadows; light colour 3000 K; binning initial MacAdam ≤ 3 SDCM; CRI ≥ 90; min. 85% of luminous flux after 50000 operating hours; energy efficient LEDs with high CRI; including high quality reflector made of plastic with spherical reflector; aluminium, vapour deposition coated; neutral colour reflection through absolute freedom from interference colour; for brilliant object staging; precise radiation characteristic with 17° beam; installed and exchanged without tools; optical attachments available as accessories; accessories are listed separately; degree of protection IP20; PC2; 220-240 V; incl. converter, non dimmable; converter wired secondary side; through wiring connection box, 3-pole or 5-pole, available as an accessory; light source replaceable by an authorized professional; control gear replaceable by an authorized professional;

Light distribution



| spot 17° | | |
|----------|----------------------|-------|
| h (m) | EO ³ (lx) | ø (m) |
| 1 | 14600 | 0.29 |
| 2 | 3700 | 0.59 |
| 3 | 1600 | 0.88 |
| 4 | 900 | 1.18 |
| 5 | 600 | 1.47 |

Product drawing



General

Ceiling | Recessed _____

tilt max 35° _____

rotation 360° _____

traffic white | RAL 9016 _____

Mounting set traffic white _____

IP20 _____

2270 lm _____

LED

3000 K _____

CRI ≥ 90 _____

L85 / 50000 h _____

initial MacAdam ≤ 3 SDCM _____

R_g: 100 | R_f: 89 | R₍₁₋₁₅₎: 89 _____

MR 0.56 | MDER 0.51 _____

Optical

spot | beam angle 17° _____

PstLM ≤ 1.0 ¹ | SVM ≤ 0.4 ¹ _____

Electrical

non DIM _____

PC2 | 220-240 V _____

system 27.0 W _____

system 84 lm/W ² _____

Physical

trim _____

length 112 mm | width 112 mm | height 106 mm _____

0.62 kg _____

Cutout

diameter 108 mm _____

min. ceiling thickness 5 mm | max. ceiling thickness 25 mm _____

recessed depth 110 mm _____

¹ Value of containing product at full load (undimmed)
² incl. consideration of optical losses, internal control unit losses & operating device efficiency

Installation instructions



Lighting calculator



SASSO PRO 100

adjustable flush trim square

048-2412517S 052-1942417



Project / Type

Notes

Count / Date

Maintenance Factors

| Operating Time [h] | 10 000 | 20 000 | 30 000 | 40 000 | 50 000 |
|--------------------|------------------------------|--------|---|--------|--------|
| LLMF | 0.96 | 0.94 | 0.91 | 0.89 | 0.86 |
| LSF | 1 | 1 | 1 | 1 | 1 |
| MF | LMF × RSMF × LLMF × LSF | | RSMF ^a Room Surface Maintenance Factor | | |
| MF | Maintenance Factor | | LLMF Lamp Lumens Maintenance Factor | | |
| LMF ^a | Luminaire Maintenance Factor | | LSF Lamp Survival Factor | | |

^a According to "CIE 97, Maintenance of indoor electric lighting systems", 2005, ISBN 3-900-734-34-8. The values must be determined by the planner.

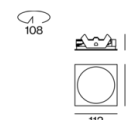
Circuit Breaker Types

| Automatic Circuit Breaker Type | Number of Fixtures |
|--------------------------------|--------------------|
| B10 | 20 |
| B16 | 32 |
| C10 | 33 |
| C16 | 53 |

Components

MOUNTING SET with trim

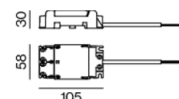
| TYPE | COLOUR | L-W-H (MM) | ARTICLE NUMBER(S) |
|---------------------------|---------------|------------|-------------------|
| for intermediate ceilings | traffic white | 112-112-43 | 052-1942417 |



Mounting accessories

THROUGH WIRING CONNECTION BOX

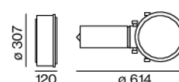
| TYPE | L-W-H (MM) | ARTICLE NUMBER(S) |
|---------------------------|------------|-------------------|
| non DIM cable ø 4 – 12 mm | 105-58-30 | 005-2531110 |
| DALI cable ø 4 – 12 mm | 105-58-30 | 005-2551110 |



Mounting accessories

PRIMED CONCRETE MOUNTING HOUSING

| L-W-H (MM) | ARTICLE NUMBER(S) |
|-------------|-------------------|
| 240-400-130 | 052-1914420 |



[048-2412517S 052-1942417] The technical data represent rated values for an ambient temperature of 25°C. The data values for the luminous flux are initially subject to a tolerance of +/- 10%, those for the electrical connected load are initially subject to a tolerance of +/- 10%, and those for the colour temperature are initially subject to a tolerance of +/- 150 K. No liability is assumed for typographical or printing errors. The general terms and conditions of XAL GmbH apply.

© XAL GmbH · Auer-Welsbach-Gasse 36 · 8055 Graz · Austria · www.xal.com

01.08.2025

2 / 4

SASSO PRO 100

adjustable flush trim square

048-2412517S 052-1942417



Project / Type

Notes

Count / Date

Optical accessories

HONEYCOMB LOUVER

| COLOUR | Ø (MM) | ARTICLE NUMBER(S) |
|---------------|--------|-------------------|
| traffic white | 74 | 048-2191317 |
| jet black | 74 | 048-2191318 |



LINEAR PRISMATIC LENS

| COLOUR | Ø (MM) | ARTICLE NUMBER(S) |
|---------------|--------|-------------------|
| traffic white | 74 | 048-2192317 |
| jet black | 74 | 048-2192318 |



SNOOT

| COLOUR | Ø (MM) | ARTICLE NUMBER(S) |
|---------------|--------|-------------------|
| traffic white | 74 | 048-2191117 |
| jet black | 74 | 048-2191118 |



183
ø 54

SNOOT WITH HONEYCOMB LOUVER

| COLOUR | Ø (MM) | ARTICLE NUMBER(S) |
|---------------|--------|-------------------|
| traffic white | 74 | 048-2191217 |
| jet black | 74 | 048-2191218 |



183
ø 74

Colour rendering



SASSO PRO 100

adjustable flush trim square

048-2412517S 052-1942417



Project / Type

Notes

Count / Date



TM30 colour vector graphic



The black line represents the black body reference. The red line indicates the results of the test light source. The deviation from the test light source to the reference is shown and is marked by arrows. The shorter the arrows, the higher the color rendering.