

# SASSO PRO 100

## adjustable

offset trimless  
048-2412518F 052-1931447



Project / Type

Notes

Count / Date



General

Ceiling , Recessed

tilt max 35°

rotation 360°

black , RAL 9005 <sup>1</sup>

Mounting set traffic white

IP20

2220 lm

LED

3000 K

CRI ≥ 90

L85 / 50000 h

initial MacAdam ≤ 3 SDCM

R<sub>g</sub>: 100 , R<sub>f</sub>: 89 , R<sub>(1-15)</sub>: 89

MR 0.56

MDER 0.51

Optical

flood

beam angle 38°

P<sub>stLM</sub> ≤ 1.0 <sup>2</sup>

SVM ≤ 0.4 <sup>2</sup>

Electrical

non DIM

220-240 V

system 27.0 W

system 82 lm/W<sup>3</sup>

PC2

Physical

trimless

diameter 105 mm

height 106 mm

0.6 kg

Cutout

diameter 116 mm

min. ceiling thickness 12.5 mm

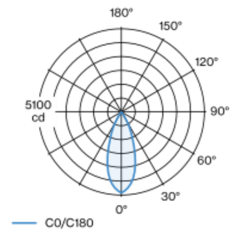
max. ceiling thickness 25 mm

recessed depth 130 mm

<sup>1</sup> RAL code <sup>2</sup> Value of containing product at full load (undimmed)  
<sup>3</sup> incl. consideration of optical losses, internal control unit losses  
& operating device efficiency

Round recessed spotlight in die-cast aluminium with recessed luminaire plane; surface black powder coated; 360° rotatable and 35° tiltable; installation without tools in mounting set due to patented ball catch system; round installation housing traffic white; for trimless installation in plasterboard ceilings; suitable for ceiling thickness of 12.5/15/25 mm; passive cooling of the LEDs through improved heat sink geometry; with COB (Chip on Board) technology for maximum efficiency; no appearance of multiple shadows; light colour 3000 K; binning initial MacAdam ≤ 3 SDCM; CRI ≥ 90; min. 85% of luminous flux after 50000 operating hours; energy efficient LEDs with high CRI; including high quality reflector made of plastic with spherical reflector; aluminium, vapour deposition coated; neutral colour reflection through absolute freedom from interference colour; for brilliant object staging; precise radiation characteristic with 38° beam; installed and exchanged without tools; optical attachments available as accessories; accessories are listed separately; degree of protection IP20; PC2; 220-240 V; incl. converter, non dimmable; converter wired secondary side; through wiring connection box, 3-pole or 5-pole, available as an accessory; light source replaceable by an authorized professional; control gear replaceable by an authorized professional;

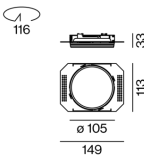
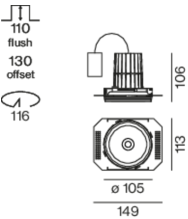
### Light distribution



flood 38°

| h (m) | E0° (lx) | ø (m) |
|-------|----------|-------|
| 1     | 4970     | 0.69  |
| 2     | 1240     | 1.38  |
| 3     | 550      | 2.07  |
| 4     | 310      | 2.76  |
| 5     | 200      | 3.45  |

### Product drawing



### Installation instructions



### Lighting calculator

