

SASSO PRO 100

adjustable offset trim square

048-2412618F 052-1952418



Project / Type

Notes

Count / Date



Round recessed spotlight in die-cast aluminium with recessed luminaire plane; surface jet black powder coated; 360° rotatable and 35° tiltable; installation without tools in mounting set due to patented ball catch system; square installation housing; with trim jet black; suitable for ceiling thickness of 5-25 mm; passive cooling of the LEDs through improved heat sink geometry; with COB (Chip on Board) technology for maximum efficiency; no appearance of multiple shadows; light colour 4000 K; binning initial MacAdam ≤ 3 SDCM; CRI ≥ 90 ; min. 80% of luminous flux after 50000 operating hours; energy efficient LEDs with high CRI; including high quality reflector made of plastic with spherical reflector; aluminium, vapour deposition coated; neutral colour reflection through absolute freedom from interference colour; for brilliant object staging; precise radiation characteristic with 38° beam; installed and exchanged without tools; optical attachments available as accessories; accessories are listed separately; degree of protection IP20; PC2; 220-240 V; incl. converter, non dimmable; converter wired secondary side; through wiring connection box, 3-pole or 5-pole, available as an accessory; light source replaceable by an authorized professional; control gear replaceable by an authorized professional;

Light distribution



flood 38°

h (m)	E0° (lx)	ø (m)
1	5260	0.69
2	1310	1.38
3	580	2.07
4	330	2.76
5	210	3.45

Product drawing



General

Ceiling | Recessed

tilt max 35°

rotation 360°

jet black | RAL 9005

Mounting set jet black

IP20

2350 lm

LED

4000 K

CRI ≥ 90

L80 / 50000 h

initial MacAdam ≤ 3 SDCM

R_g: 97 | R_r: 89 | R_{t(15)}: 91

MR 0.85 | MDER 0.77

Optical

flood | beam angle 38°

PstLM ≤ 1.0 ¹ | SVM ≤ 0.4 ¹

Electrical

non DIM

PC2 | 220-240 V

system 27.0 W

system 87 lm/W²

Physical

trim

length 112 mm | width 112 mm | height 106 mm

0.59 kg

Cutout

diameter 108 mm

min. ceiling thickness 5 mm | max. ceiling thickness 25 mm

recessed depth 130 mm

¹ Value of containing product at full load (undimmed)
² incl. consideration of optical losses, internal control unit losses & operating device efficiency

Installation instructions



Lighting calculator



SASSO PRO 100

adjustable offset trim square

048-2412618F 052-1952418



Project / Type _____

Notes _____

Count / Date _____

Maintenance Factors

Operating Time [h]	10 000	20 000	30 000	40 000	50 000
LLMF	0.95	0.91	0.87	0.83	0.8
LSF	1	1	1	1	1
MF	LMF × RSMF × LLMF × LSF		RSMF ^a	Room Surface Maintenance Factor	
MF	Maintenance Factor		LLMF	Lamp Lumens Maintenance Factor	
LMF ^a	Luminaire Maintenance Factor		LSF	Lamp Survival Factor	

^a According to "CIE 97, Maintenance of indoor electric lighting systems", 2005, ISBN 3-900-734-34-8. The values must be determined by the planner.

Circuit Breaker Types

Automatic Circuit Breaker Type	Number of Fixtures
B10	20
B16	32
C10	33
C16	53

Components

MOUNTING SET with trim

TYPE	COLOUR	L-W-H (MM)	ARTICLE NUMBER(S)
for intermediate ceilings	jet black	112-112-43	052-1952418



Mounting accessories

THROUGH WIRING CONNECTION BOX

TYPE	L-W-H (MM)	ARTICLE NUMBER(S)
non DIM cable ø 4 – 12 mm	105-58-30	005-2531110
DALI cable ø 4 – 12 mm	105-58-30	005-2551110



Mounting accessories

PRIMED CONCRETE MOUNTING HOUSING

L-W-H (MM)	ARTICLE NUMBER(S)
240-400-130	052-1914420



SASSO PRO 100

adjustable offset trim square

048-2412618F 052-1952418



Project / Type

Notes

Count / Date

Optical accessories

HONEYCOMB LOUVER

COLOUR	Ø (MM)	ARTICLE NUMBER(S)
traffic white	74	048-2191317
jet black	74	048-2191318



LINEAR PRISMATIC LENS

COLOUR	Ø (MM)	ARTICLE NUMBER(S)
traffic white	74	048-2192317
jet black	74	048-2192318



SNOOT

COLOUR	Ø (MM)	ARTICLE NUMBER(S)
traffic white	74	048-2191117
jet black	74	048-2191118



182
ø 54

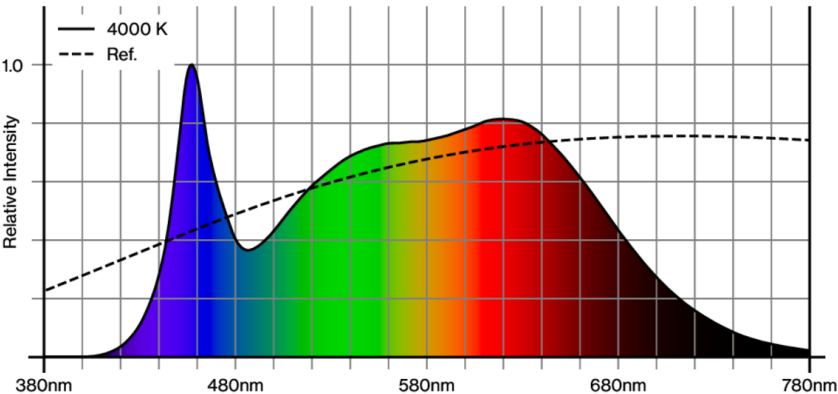
SNOOT WITH HONEYCOMB LOUVER

COLOUR	Ø (MM)	ARTICLE NUMBER(S)
traffic white	74	048-2191217
jet black	74	048-2191218



182
ø 74

Colour rendering



SASSO PRO 100

adjustable offset trim square

048-2412618F 052-1952418

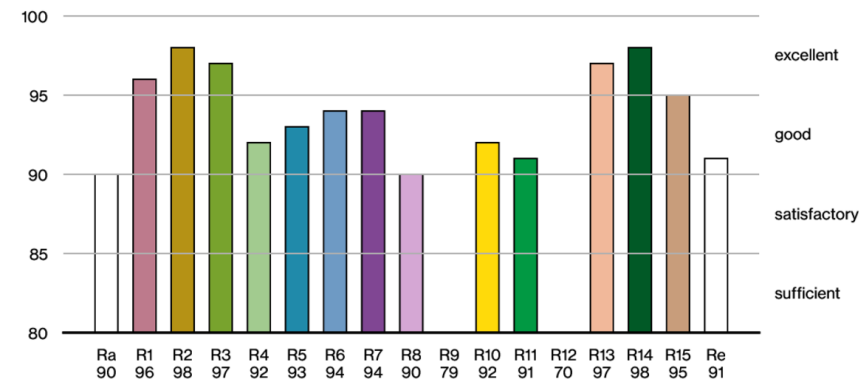


Project / Type

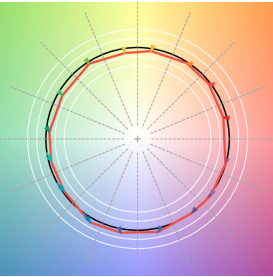
Notes

Count / Date

CRI/R_a ≥ 94 R_e ≥ 91 (4000 K)



TM30 colour vector graphic



The black line represents the black body reference. The red line indicates the results of the test light source. The deviation from the test light source to the reference is shown and is marked by arrows. The shorter the arrows, the higher the color rendering.

